



İçindekiler

Table of Contents

Inhaltsübersicht



Genel Bilgiler General Info. Einführung	Ürün Yelpazesi	<i>Product Range</i>	Productpalette	2
	Genel Özellikler	<i>General Specification</i>	Eigenschaften	4
	Tip Tanımlaması	<i>Unit Designations</i>	Typenbezeichnung	5
	Servis Faktörü	<i>Service Factors</i>	Betriebsfaktor	6
	Radyal Yükler	<i>Overhung Loads</i>	Querkräfte	8
	Radyal Yüklerin Hesabı	<i>Calculation of Overhung Loads</i>	Berechnung der Querkräfte	9
	Yağlama	<i>Lubrication</i>	Schmierung	10
	Montaj Pozisyonları	<i>Mounting Position</i>	Bauformen	11
	Yağ Miktarları	<i>Oil Quantities</i>	Ölmengen Tabelle	12
	Redüktör Dönüş Yönleri	<i>Direction of Rotation for Gear Unit</i>	Getriebedrehrichtungen	12
	Sıkma Bilezik Bağlantısı	<i>Shrink Disc Connection</i>	Schrumpfscheibe Verbindung	13
	Redüktör Montajları	<i>Mountings of Gear Unit</i>	Getriebe Montage	13
	Kayış Seçim Tablosu	<i>Belt Selection Tables</i>	Schmalkeilriemen	14
	Giriş Milinde Oluşan Radyal Yükler	<i>Overhung Loads On Input shaft</i>	Auswahltabelle Querkräfte auf Antriebswelle	15
	Redüktör Seçim Örneği	<i>Example of Gear Unit Selection</i>	Getriebe Auslegung Beispiel	16
	Redüktör Güç ve Devir Tabloları	<i>Gear Unit Performances</i>	Getriebe Leistung und Drehzahlübersicht	17
	Redüktör Ölçü Tabloları	<i>Gear Unit Dimensions</i>	Getriebe Maßblätter	49



Genel Bilgiler

General Information

Einführung



Ürün Yelpazesi

Elinizdeki katalog sadece **TT serisi** ürünleri içermektedir.

- M ve N Serisi

Helisel alın dişliye sahip, giriş ve çıkış milleri aynı düzlem üzerinde ve birbirine paralel uzanan, üzerlerinde bulunan ayak veya flanş ile makina-ya sabitlenen redüktörlerdir. Dolu mil çıkışıdır.

- D Serisi

Helisel alın dişliye sahip, giriş ve çıkış milleri aynı düzlem üzerinde, birbirine paralel ve belirli bir aralıkta yerleştirilmiş, iki yan yüzde bulunan bağlantı civataları, flanş veya tork kolu ile makina-ya sabitlenen redüktörlerdir. Delik milli veya mil çıkışı olabilir.

- E Serisi

Sonsuz vida ve çark dişlili, belirli bir aralıkta ve birbirine dik konumlandırılmış giriş ve çıkış millerine sahip, çepeçevre konumlandırılmış ayak bağlantıları, flanş veya tork kolu ile makina-ya sabitlenen redüktörlerdir. Delik milli veya mil çıkışı olabilir.

- Y Serisi

Yatık tip redüktörler, ağır şartlarda çalışmak üzere dizayn edilmiş redüktör tipleridir. Bu tiplerde redüktör ile bunu tahrik eden mekanizma arasında değişik bağlantı şekilleri mevcuttur (Mekanik ve hidrolik kaplinler, çeşitli tip kayışlar ve zincirle tahrik gibi). Delik milli veya mil çıkışı olabilir.

- K Serisi

Helisel alın dişli ve konik dişlilerden oluşan, birbirine dik ve belirli bir aralıkta konumlandırılmış giriş ve çıkış milline sahip, çepeçevre sunulan ayaklar, flanş veya tork kolu ile makina-ya sabitlenen redüktörlerdir. E serisinden farklı olarak yüksek verime sahiptirler. Delik milli veya mil çıkışı olabilir.

- H ve B Serisi

Helisel ve/veya konik dişliye sahip ağır hizmet tipi redüktörlerdir. Giriş ve çıkış milleri birbirine paralel veya dik olabilir. Her yönden bağlantı için ayak bağlantıları bulunur. Opsiyonel olarak flanş ile de bağlanabilir. Delik milli veya mil çıkışı olabilir.

- T Serisi

T Serisi redüktörler helisel dişli iki kademe motorsuz delik milli redüktörlerdir. T Serisi redüktörler delik milli olması ve kompakt gövde yapısı sayesinde daha küçük hacimli alanlara montajı yapılabilmektedir.

- P ve R Serisi

P ve R Serisi redüktörler planet dişli redüktörlerdir. Endüstriyel ve mobil uygulamalarda kullanılırlar. Diğer redüktör tiplerine göre daha küçük hacimde daha büyük tork iletebilirler.

- VR Serisi

VR vinç redüktörleri M1 - M8 (1Dm - 5m) yük sınıflarına uygun olarak, çift veya sabit devirli frenli motorlarla üretilmektedir.

Production Range

*This catalogue is containing **TT series** of gear-boxes only.*

- M and N Series

M and N series of YILMAZ REDÜKTÖR are helical geared. The input and output shafts are parallel to each other and on the same plane. The gearbox can be connected to the machine by using the foot or flange on the gearbox. Has solid output shaft.

- D Series

D series are helical geared gearboxes with parallel input and output shafts. The shafts have a distance in between and located on the same plane. The gearbox can be assembled to the machine by using the foot, the connection screws on the sides, flange or torque arm on the gearbox. Can have hollow or solid output shaft.

- E Series

E series gearboxes are with worm and worm-wheel. The input and output shafts are perpendicular to each other and have a distance in between. It can be assembled to the driven machine by the use of the foot, flange or torque arm on the gearbox. Can have hollow or solid output shaft.

- Y Series

Horizontal type gearboxes are designed to operate in heavy conditions. In these types there are a lot of combination forms between gearbox and driver (for example, mechanic and hydraulic couplings, various belt and chain drives etc.). Can have hollow or solid output shaft.

- K Series

These are gearboxes with helical and bevel gears. The input and output shafts are perpendicular to each other and have a distance in between. It can be assembled to the driven machine using the foot, flange or torque arm on the gearbox. They have high efficiency compared to E series. Can have hollow or solid output shaft.

- H and B Series

These gearboxes are helical or/and bevel geared industrial gearboxes. The input and output shafts can be arranged parallel or perpendicular to each other. The gearbox can be assembled by the use of the foot connections on each side. Flange connections are optional. Can have hollow or solid output shaft.

- T Series

T Series are gear units which are helical geared, two staged, hollow shaft mounted gear units and manufactured according to monoblock principal. T Series gearboxes have hollow shaft and compact housing so that T series can be mounted on smaller places.

- P and R Series

P and R Series gearboxes are planetary gearboxes. They are mostly used by industrial and mobile applications. Planetary gearboxes can transfer high torques in small volumes compared to other gearboxes.

- VR Serie

VR hoist drives are produced according to M1 - M8 (1Dm - 5m) load classification.

Produktpalette

Dieses Katalog umfasst nur die **TT Serien** Getriebe.

- M und N Serie

Diese Modelle sind Stirnradgetriebe mit parallelen Antriebs- und Abtriebswelle auf einer Ebene. Die Getriebe werden mit Fuß- oder Flanschverbindung an die angetriebene Maschine angekoppelt. Hat Vollwelle am Ausgang.

- D Serie

Diese Getriebe sind Stirnradgetriebe mit paralleler Antriebs- und Abtriebswelle, die auf einer Ebene liegen und einen Abstand zueinander haben. Diese Getriebe wird seitlich mit Gewindelöchern am Maschine oder mit einer Flansch verbindet. Kann Voll- und Hohlwelle am Ausgang haben.

- E Serie

Diese Getriebe bestehen aus Schnecke und Schneckenrad. Die Antriebs- und Abtriebswellen sind senkrecht zueinander und haben einen bestimmten Abstand. Das Getriebe wird mit Fußbefestigung, Flanschverbindung oder mit Drehmomentstütze an die angetriebene Maschine montiert. Kann Voll- und Hohlwelle am Ausgang haben.

- Y Serie

Diese Getrieben sind für Einsatz unter schweren Bedingungen ausgelegt. Bei dieser Ausführung gibt es sehr viele verschiedene Verbindungsmöglichkeiten zwischen Antrieb und Getriebe (Zum Beispiel; mechanische und hydraulische Kupplungen, Riementrieb, Kettentrieb usw.). Kann Voll- und Hohlwelle am Ausgang haben.

- K Serie

Diese Getrieben bestehen aus Stirnräder und Kegelräder. Die Antrieb und Abtriebswellen sind senkrecht und haben einen Abstand zueinander. Das Getriebe wird mit Fußbefestigung, Flanschverbindung oder Drehmomentstütze an die angetriebene Maschine montiert. Der Wirkungsgrad ist wesentlich höher als E Serie. Kann Voll- und Hohlwelle am Ausgang haben.

- H und B Serie

Diese Getriebe sind geeignet für industrielle Anwendungen und haben parallelen oder senkrechten Antrieb und Abtriebswelle auf einer Ebene. Das Getriebe kann mit Füßen, die auf jede Seite der Getriebe vorhanden sind, oder optional mit Flansch an die angetriebene Maschine montiert werden. Kann Voll- und Hohlwelle am Ausgang haben.

- T Serie

TSerien Getriebe sind zwei stufige, schrägverzahnte Hohlwellenflachgetriebe in Monoblockgehäuse. Die T Serie hat eine kompakte Gehäuse und ist serienmäßig mit Abgangshohlwelle hergestellt, so dass das Getriebe minimalen Platzbedarf hat.

- P und R Serie

P und R Serie sind Planetengetriebe, die vielseitig im Industrie und bei mobiler Anwendungen einsetzbar sind, mit Planetenzahnräder. Planetengetriebe können im Vergleich zu anderen Getrieben größere Drehmomente bei kleineren Bauvolumen übertragen.

- VR Serie

VR Krane und Hebezeuge werden geeignet zur Belastungsart M1 - M8 (1Dm - 5m) hergestellt.



Genel Bilgiler

General Information

Einführung




M ...

13 farklı büyüklükte;
Moment aralığı: 50 - 18.000 Nm
Devir aralığı: 0,1 - 500 d/dak
13 different sizes:
Torque range: 50 - 18.000 Nm
Speed range: 0,1 - 500 rpm
13 verschiedene Baugrößen:
Drehmomentbereich: 50 - 18.000 Nm
Drehzahlbereich : 0,1 - 500 U/min



N ...

13 farklı büyüklükte;
Moment aralığı: 50 - 18.000 Nm
Devir aralığı: 0,1 - 500 d/dak
13 different sizes:
Torque range: 50 - 18.000 Nm
Speed range: 0,1 - 500 rpm
13 verschiedene Baugrößen:
Drehmomentbereich: 50 - 18.000 Nm
Drehzahlbereich : 0,1 - 500 U/min



E ...

8 farklı büyüklükte;
Moment aralığı: 5 - 1.000 Nm
Devir aralığı: 0,1 - 400 d/dak
8 different sizes:
Torque range: 5 - 1.000 Nm
Speed range: 0,1 - 400 rpm
8 verschiedene Baugrößen:
Drehmomentbereich: 5-1.000 Nm
Drehzahlbereich : 0,1-400 U/min



K ...

7 farklı büyüklükte;
Moment aralığı: 200 - 15.000 Nm
Devir aralığı: 0,1 - 400 d/dak
7 different sizes:
Torque range: 200 - 15.000 Nm
Speed range: 0,1 - 400 rpm
7 verschiedene Baugrößen:
Drehmomentbereich: 200 - 15.000 Nm
Drehzahlbereich : 0,1 - 400 U/min




D ...

10 farklı büyüklükte;
Moment aralığı: 130 - 18.000 Nm
Devir aralığı: 0,1 - 350 d/dak
10 different sizes:
Torque range: 130 - 18.000 Nm
Speed range: 0,1 - 350 rpm
10 verschiedene Baugrößen:
Drehmomentbereich: 130 - 18.000 Nm
Drehzahlbereich : 0,1 - 350 U/min




Y ...

25 farklı büyüklükte;
Moment aralığı: 1200 - 43000 Nm
Devir aralığı: 2,6 - 990 d/dak
25 different sizes:
Torque range: 1200 - 43000 Nm
Speed range: 2,6 - 990 rpm
25 verschiedene Baugrößen:
Drehmomentber. : 1200-43000 Nm
Drehzahlbereich : 2,6-990 U/min



H ...

13 farklı büyüklükte;
Moment aralığı: 2.500 - 150.000 Nm
Devir aralığı: 0,1 - 250 d/dak
14 different sizes:
Torque range: 2.500 - 150.000 Nm
Speed range: 0,1 - 250 rpm
14 verschiedene Baugrößen:
Drehmomentber. : 2.500 - 150.000 Nm
Drehzahlbereich : 0,1 - 250 U/min



B ...

13 farklı büyüklükte;
Moment aralığı: 5.000 - 150.000 Nm
Devir aralığı: 0,1 - 115 d/dak
13 different sizes:
Torque range: 5.000 - 150.000 Nm
Speed range: 0,1 - 115 rpm
13 verschiedene Baugrößen:
Drehmomentber. : 5.000-150.000 Nm
Drehzahlbereich : 0,1-115 U/min



P ...

10 farklı büyüklükte;
Moment aralığı: 1.000 - 50.000 Nm
Tahvil oranları: 3,5 - 3000 arası
10 different sizes:
Torque range: 1.000 - 50.000 Nm
Transmission ratio: 3,5 - 3000
10 verschiedene Baugrößen:
Drehmomentber. : 1.000 - 50.000 Nm
Übersetzung: 3,5 - 3000




R ...

10 farklı büyüklükte;
Moment aralığı: 1.000 - 50.000 Nm
Tahvil oranları: 3,5 - 3000 arası
10 different sizes:
Torque range: 1.000 - 50.000 Nm
Transmission ratio: 3,5 - 3000
10 verschiedene Baugrößen:
Drehmomentber. : 1.000 - 50.000 Nm
Übersetzung: 3,5 - 3000



TT ...

10 farklı büyüklükte;
Moment aralığı: 200 - 18.000 Nm
Devir aralığı: 46 - 280 d/dak
10 different sizes:
Torque range: 200-18.000 Nm
Speed range: 46-280 rpm
10 verschiedene Baugrößen:
Drehmomentber. : 200-18.000 Nm
Drehzahlbereich : 46-280 U/min



VR ...

VR vinç redüktörleri
M1 - M8 ,(1Dm - 5m) yük sınıfı
ISO 4301 / 1 ,(FEM 1.001 / III)
VR Hoist Drive Units
M1 - M8 ,(1Dm - 5m) load classification
ISO 4301 / 1 ,(FEM 1.001 / III)
VR Kran und Hebezeug Getriebe
M1 - M8 ,(1Dm - 5m) Belastungsart
ISO 4301 / 1 ,(FEM 1.001 / III)



Genel Bilgiler

General Information

Einführung



TT Serisi Redüktörler

TT Serisi redüktörler monoblok gövde prensibi-ne göre üretilen, helisel dişli iki kademe motor-suz delik milli redüktörlerdir.

Monoblok gövde yapısı sayesinde gövde ek-senleri tek operasyonda işlenerek yüksek imalat hassasiyeti sağlanmaktadır. Sadece iki kademe olan TT Serisi redüktörlerde dişli yer-leşimleri gövde hacmi minimum olacak şekilde optimize edilmiştir. Böylece yüksek tork deęer-lerini daha küçük hacimde vermek mümkün ol-muştur. GG20 pik malzemenen dökülen gövde ve yüksek kalitede taşlanmış ve sertleştirilmiş sementasyon çelięi dişliler kalite kontrol siste-mi altında sürekli kontrol altında tutularak imal edilmektedir.

TT Serisi redüktörler delik milli olması ve kom-pakt gövde yapısı sayesinde daha küçük ha-cimli alanlara montajı yapılabilmektedir. Gövde üzerinde verilen tork kolu bağlantı delikleri ile makine üzerine montajı yapılmaktadır. Motor-suz olarak üretilen TT serileri genelde kayış-kasnak mekanizmaları ile tahrik edilmektedirler. Bundan dolayı redüktör seçimi yapılırken redük-tör giriş devrine göre seçimi yapılmalıdır ve giriş millinde oluşacak radyal yük deęeri katalogta verilen müsaade edilen radyal yük deęerlerine göre kontrol edilmelidir.

Müşteri isteęine göre sıkma bilezik ve mekanik kilit opsiyonu mevcuttur. 10 adet gövde büyük-lüğüne sahip TT serisi redüktörler 200Nm'den 18.000Nm ye kadar nominal tork deęerlerine sahiptir.

TT Series Gearboxes

TT Series are gear units which are helical geared, two staged, hollow shaft mounted gear units and manufactured according to mono-block principal.

Because of monoblock housing, all axis are machined on a single operation to achieve high precision two staged TT Series, the gears are arranged to optimise minimum housing volume. So that it was possible to get higher torque values in smaller housing volumes. Housing material is GG20 cast iron and gears are made of high quality case carbonized steel. Material properties as well as manufacturing processes are controlled constantly.

TT Series gearboxes have hollow shaft and compact housing so that TT series can be mounted on smaller places. The assembly of the gear unit to the machine is made by using torque arms. The connection holes on the gear units are used for the mounting.

TT Series are manufactured without motor, driven with belt pulley mechanism. For the selection of the gear unit the overhung load acting on the input shaft have to be checked against the permissible values on the performance tables according to the input speed.

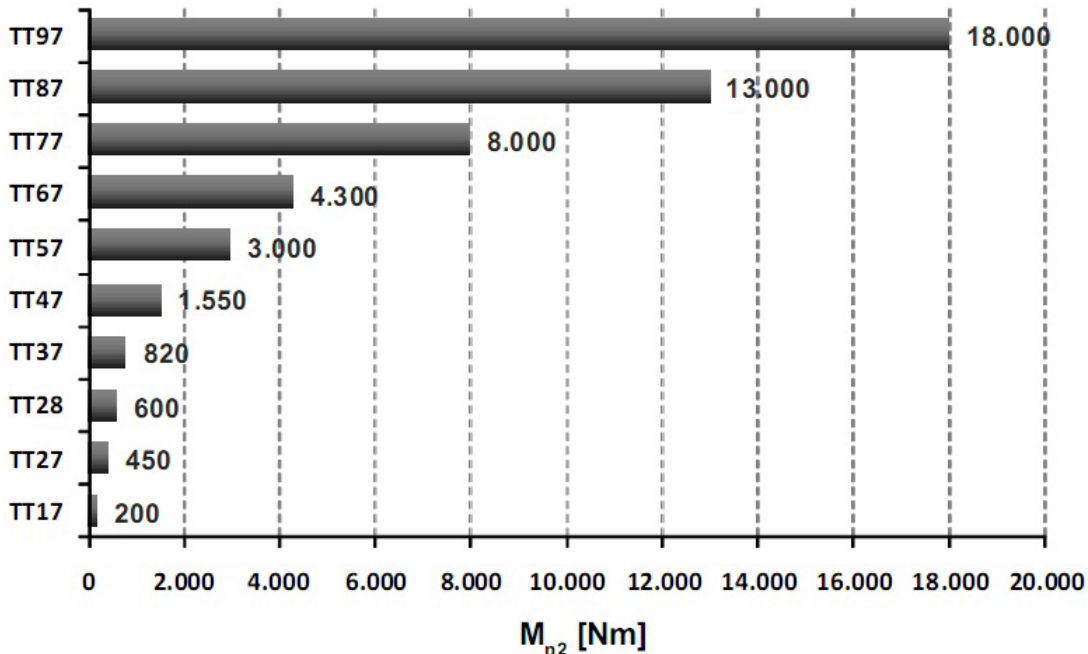
Shrink disc and backstop is available according to customer requirement. TT series have 10 different size and nominal torque values from 200Nm up to 18.000Nm.

TT Serien Getriebe

TT Serien Getriebe sind 2 Stufige, Schägverzahnte Hohlwellenflachgetriebe in Monoblockgehäusekonstruktion. DieGetriebe-achsenzentren sind in einer Aufspannung be-arbeitet, damit mann die höchste Genauigkeit erreichen kann. Die Zahräder sind optiomal positioniert für höchste Momente bei kleinstem Platzbedarf. Damit könten wir höhere Dreh-momente mit kleineren Volumen erreichen. Die Gehäuse sind aus GG20 Gußseisen und die Zahräder sind aus gehärtet und geschliffem Einsatzstahl. Die Fertigung aller Teile wird kon-turrierlich von unseren Qualitätskontrolle Über-wacht . ie

TT Serie hat eine Kompaktgehäuse und ist Serienmässig mit Abgangs-hohlwelle herges-telt, so das das Getriebe minimalen Platzbedarf hat. Es wird an der Maschine mit einer Drehmo-mentstütze montiert. Die Getriebe der TT Serie sind mit massiver Antriebswelle gefertigt und der Antrieb sollte mit einem Riementrieb erfol-gen. Darum müßen die Querkräfte auf der Antri-ebswelle nach den Angaben in diesem Katalog kontrolliert werden.

İn das Getriebe können Rüchlaufsperrern nach Kundenwunsch eingebaut werden. Auf wunch können die Getriebe mit Schrumpfscheibe geliefert werden. Die TT Serie giebt es in 10 verschiedenen Baugrößen von 200 Nm bis 18.000Nm.





Genel Bilgiler

General Information

Einführung



Tip Tanımlaması / Unit Designation / Typenbezeichnungen

TT 57 . 00 . K - M1

Montaj Pozisyonu / Mounting Position / Getriebe Bauformen

- M1** : Redüktör dikey ve giriş mili çıkışın üzerinde
Gear unit is upright and input shaft is over output shaft
Stehendes Getriebe, Antriebswelle liegt oben über der Abtriebswelle
- M2** : Giriş mili yere dik ve yukarıya bakıyor
Input shaft is vertical to earth and input shaft points to sky
Antriebswelle ist vertikal zur Erde und Antriebswelle steht nach oben
- M3** : Redüktör dikey ve giriş mili çıkışın altında
Gear unit is upright and input shaft is under output shaft
Stehendes Getriebe, Antriebswelle liegt unten unter der Abtriebswelle
- M4** : Giriş mili yere dik ve aşağıya bakıyor
Input shaft is vertical to earth and input shaft points to earth
Antriebswelle ist vertikal zur Erde und Antriebswelle steht nach unten
- M5** : Giriş ve çıkış mili yere paralel, giriş aşağıda
Input and output shaft is paralel to earth, input shaft is under
Antriebswelle und Abtriebswelle ist parallel zur Erde, Antriebswelle unten
- M6** : Giriş ve çıkış mili yere paralel, giriş yukarıda
Input and output shaft is paralel to earth, input shaft is over
Antriebswelle und Abtriebswelle ist parallel zur Erde, Antriebswelle oben

Kilit opsiyonu / Backstop option / Rücklaufsperrren option

- K** : Kilit var
Backstop is available
Mit Rücklaufsperrre
- : Kilit yok
Backtop is unavailable
Ohne Rücklaufsperrre

Çıkış delik çapı / Output hollow shaft diameter / Abtriebshohlwellendurchmesser

- 00** : Standart delik mil çapı / Standart hollow shaft diameter / Standart Hohlwellen Ausführung
- 0X** : Özel delik mil çapı / Special hollow shaft diameter / Sonder Hohlwellen Ausführung
- 0S** : Sıkma bilezikli delik mil / Hollow shaft with shrink disc / Hohlwellen Ausführung mit Schrumpfscheibe

Redüktör büyüklüğü / Gear unit size / Getriebe Baugröße

17...97 arasında değişen gövde büyüklüğü
Sizes from 17 to 97
Getriebe Baugröße von 17 bis 97

Temel tip tanımlaması / Serie of gear unit / Getriebetyp

TT : Helisel dişli iki kademe motorsuz redüktör
Two stage helical gear unit
Zwei Stufiges Flachgetriebe



Genel Bilgiler

General Information

Einführung



Servis Faktörü

Servis faktörü (fs) redüktörün çalıştığı şartlar ile uyumlu olması için gerekli olan emniyet katsayısıdır. "fs =1" Düzgün ve sakin yüklerde, günlük sekiz saat ve saatte yüz start çalışmayı karşılar.

Aşağıdaki etkenlere bağlıdır:

- Günlük çalışma süresi
- Yük sınıfı
- Bir saatteki start sayısı
- Redüktör tahrik tipi
- Diğer gözlemler

Bu etkenleri göz önüne aldığımızda, gerekli servis faktörünü belirlemek için:

1. Makinanın günlük çalışma süresini tespit ediniz.
2. Makinanın ne türde yükler verdiğini tespit ediniz (Sayfa 17-18).

- U - Düzgün ve sabit yükler
- M - Orta darbeli yükler
- H - Ağır darbeli yükler

Yük sınıfının daha teknik seçimi için rotora indirgenmiş toplam atalet momenti formülünden faydalanabilirsiniz (Sayfa 20).

3. Saatteki start sayısını tespit ediniz.
4. İlk üç maddeye bağlı servis faktörünü aşağıdaki tablodan seçiniz.

5. fs Redüktörümüzün tahrik tipine bağlı olarak "k" katsayısı ile çarpılarak artırılır.

- k=1 :Elektrik motoru veya hidromotor
k=1.25 :İçten yanmalı çok silindirli motor
k=1.5 :İçten yanmalı tek silindirli motor

Service Factor

Service Factor (fs) is a safety coefficient, which takes into account the different running conditions of the driven machine." fs=1" is used for uniform loads 8 hours working per day and up to 100 starts per hour.

Service factor depends on:

- Running time
- Nature of load
- Frequency of starting
- Driver type
- Other considerations

For the right selection of the needed service factor for your machine;

1. Determine the running time of driven machine.
2. Select the nature of load of driven machine (Page 17-18).

- U - Uniform loads
- M - Moderate loads
- H - Heavy shock loads

For a better selection, the nature of load can be calculated from the formulas given (page 20).

3. Determine frequency of starting.
4. After determining the above mentioned factors, the service factor can be easily selected from the table given below.
5. The selected service factor multiplied with the factor "k" according to the driver type;

- k=1 :Electric motor or Hydraulic motor
k=1.25 :Multicylinder internal combustion engine
k=1.5 :Single cylinder internal combustion engine

Betriebsfaktor

Der Betriebsfaktor (fs) ist ein Sicherheitsfaktor für die Getriebe, damit sie unter den Betriebsbedingungen sicher arbeiten. "fs =1" steht für gleichförmige Belastung, 8 Stunden pro Tag und bis zu 100 Schaltungen pro Stunde.

Betriebsfaktor ist abhängig von:

- Betriebsdauer
- Belastungsart
- Schalthäufigkeit
- Antriebsart
- Andere Faktoren

Um die richtigen Betriebsfaktor festzulegen;

1. Betriebsdauer der angetriebenen Maschine bestimmen.
2. Belastungsart der angetriebenen Maschine auswählen.

- U - Gleichförmige Belastung
- M - Ungleichförmige Belastung
- H - Stark Ungleichförmige Belastung

Um eine bessere Auswahl zu treffen, können die Belastungsarten mit den angegebenen Formeln (Seite 20) errechnet werden.

3. Schalthäufigkeit bestimmen.
4. Nach Bestimmen der oben angegebenen Werte, können die Betriebsfaktoren von der unten stehenden Tabelle entnommen werden.
5. Der ausgewählte Betriebsfaktor muß mit dem Faktor "k" abhängig von der Antriebsart multipliziert werden

- k=1 :Elektromotor oder Hydraulikmotor
k=1.25 :Vielzylindermotor
k=1.5 :Einzyliindermotor



Genel Bilgiler

General Information

Einführung



U	Uniform Yük <i>Uniform Loads</i> Gleichförmige Last	$F_i < 0,25$
M	Orta Darbeli Yük <i>Moderate Loads</i> Ungleichförmige Last	$F_i < 3$
H	Darbeli Yük <i>Heavy Shock Loads</i> Stark Ungleichförmige Last	$F_i < 10$

$$J'_{ext} = \frac{J_{ext}}{i^2}$$

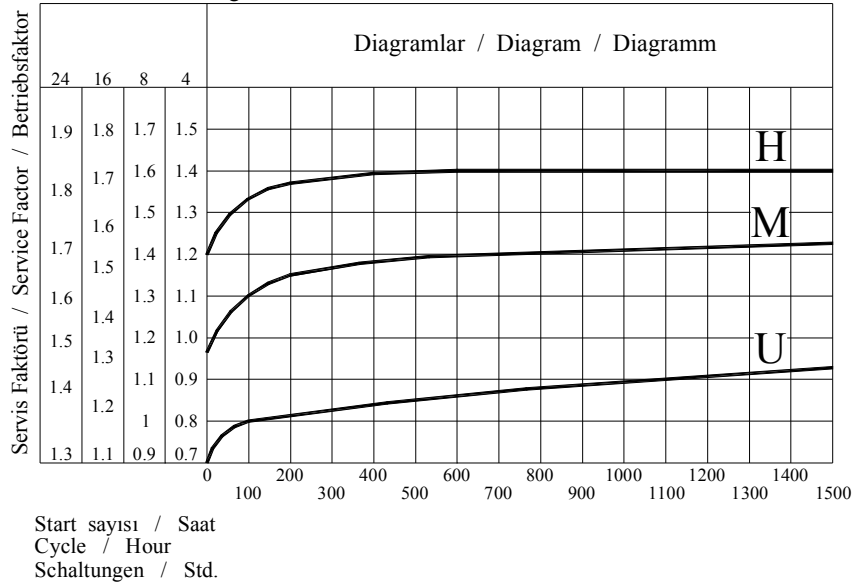
$$F_i = \frac{J'_{ext}}{J_{rotor}}$$

J_{ext} : **Motor miline indirgenmiş toplam dış atalet momenti**
External moments of inertia reduced to the motor shaft
Externe Massenträgheitsmomente reduziert auf Motorwelle

i : **Tahvil oranı**
Transmission ratio
Übersetzung

J_{rotor} : **Motorun atalet momenti**
Moments of inertia to the motor
Massenträgheitsmoment

Günlük Çalışma Süresi
Operating Time hour / Day
Laufzeit Std. / Tag





Genel Bilgiler

General Information

Einführung



Radyal Yükler

Çıkış miline gelebilecek radyal yükler yatak ömrüne göre belirlenmiş ve tablo halinde verilmiştir. Bu tabloda verilen F güvenilir radyal yükü $f=1$ şartı ve yükün mil ortasını yüklediği durum için verilmiştir. Darbeli yüklerin olması durumunda daha önce verilmiş olan servis faktörü tablosundaki değerler dikkate alınmalıdır. Güvenilir aksiyal yük (F veya F) verilen güvenilir radyal yükün (F veya F) %25'i kadar alınır. Verilen radyal ve aksiyal yükler kuvvetin en kötü açı şartında etkilediği durum için verilmiştir. Mil ortasına gelen kuvvetin açısına göre daha yüksek radyal yükler mümkündür (Firmamıza danışınız). Bağlantı şekline göre oluşan radyal yük F_q sayfa 21 de verilen formüller yardımı ile hesaplanır. Redüktör seçiminde ;

$$F_q \leq F_{qgv}$$

şartı göz önünde tutulmalı. Eğer etkiyen radyal kuvvet milin orta noktasında değil ise verilen güvenilir değerler aşağıda verilen formül ile düzeltilmesi gerekir.

$$F_{qam}' = F_{qam} \times \frac{t}{y + u}$$

$$F_{qem}' = F_{qem} \times \frac{t}{y + u}$$

"t", "y" Değerleri aşağıda verilmiştir. "u" Değeri görüldüğü gibi kuvvetin uygulama noktasıdır.

Overhung Loads

The permissible overhung loads are calculated by considering working life and is listed on the tables. The given permissible overhung loads F are based on $f=1$ and are valid for forces which are applied to the midpoint of the shaft. For shock loading applications the service factor given on the table must take into consideration. The permissible axial load (For F) is %25 x (F or F). The listed permissible overhung loads are based on the worst loading direction. Higher overhung loads can be applied for different loading directions (Please ask if requested). The effective overhung load at the gear box shaft F_q will be determined with the given formulas on page 21. In Selection ;

$$F_q \leq F_{qgv}$$

these formulas must be taken into consideration. If the load is not applied at the midpoint of the shaft; the given permissible load must be corrected with the following formulas.

$$F_{qam}' = F_{qam} \times \frac{t}{y + u}$$

$$F_{qem}' = F_{qem} \times \frac{t}{y + u}$$

The values "t", "y" can be taken from the below table. The value "u" is the length of the application point as shown below.

Querkräfte

Die in den nachfolgenden Tabellen angegebenen zulässigen Radialbelastungen F gelten bei Kraftangriff auf die Mitte Wellenendes. Den Angaben liegt der Betriebsfaktor $f=1$ zu Grunde. Bei stoßartigen Belastungsfällen ist auch hier der entsprechende Betriebsfaktor zu berücksichtigen. Zulässige Axialkräfte F oder F können ohne weitere Nachrechnung bis zu einer Höhe von ca. 25% der zulässigen Radialbelastung F oder F aufgenommen werden. Bei der Ermittlung der zulässige Querkräfte sind höhere Werte möglich (Bitte Rückfragen). Die auftretende Querkraft F_q ab der Getriebewelle wird wie in der nachfolgenden Formel bestimmt.

Bei dieser Auswahl;

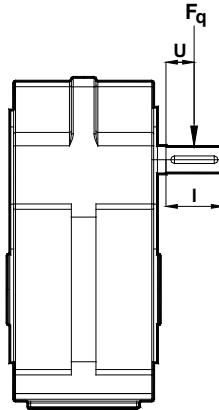
$$F_q \leq F_{qgv}$$

müssen die oben angegebenen Bedingungen berücksichtigt werden. Ist der Kraftangriff nicht auf Wellenmitte, so kann die zulässige Querkraft mit Hilfe der unten stehenden Formel auf jede beliebige Stelle umgerechnet werden.

$$F_{qam}' = F_{qam} \times \frac{t}{y + u}$$

$$F_{qem}' = F_{qem} \times \frac{t}{y + u}$$

Die Werte "t" und "y" sind in den nachfolgenden Tabellen angegeben. Der Wert "u" ist die Stelle des Kraftangriffs wie auf der nächsten Seite angegeben.



Radyal kuvvet hesabı düzeltme katsayıları										
Overhung load correcting values										
Querkräfte korrigierungszahlen										
Tip Type Typ	TT17	TT27	TT28	TT37	TT47	TT57	TT67	TT77	TT87	TT97
t	114	128	133	140	160	203	238	270	305	333
y	94	108	108	115	130	163	183	215	250	278
l	40	40	50	50	60	80	110	110	110	110



Genel Bilgiler

General Information

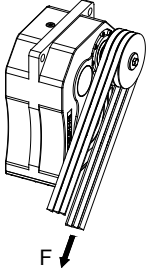
Einführung



Radyal Yüklerin Hesabı

Calc. Of Overhung Loads


Berechnung der Querkräfte



Radyal Yük F_q [N]'nin hesaplanması da, gerekli tahrik momenti M [Nm], kasnak veya dişli çapı D [mm] olmak üzere aşağıdaki formüller kullanılır.

Radial Load F_q [N] is calculated with the following equations where required moment M [Nm] and hoop or gear diameter D [mm] is used.

Der Fall der radialen Belastung F_q [N] kann mit den angegebenen Gleichungen berechnet werden. Antriebsmoment M [Nm] und Zahnrad- oder Riemenscheiben Durchmesser D [mm].



1. Elastik Kaplin


Çalışma sırasında oluşan sapmalar kaplinin güvenlik sınırları içinde ise kuvvetler ihmal edilebilir.

1. Elastic Coupling

If Elastic Coupling is working in its reliable working area, the overhung loads can be neglected.

1. Elastische Kupplung

Wenn die elastische Kupplung in ihrem zulässigen Arbeitsbereich arbeitet, können die radialen Belastungen vernachlässigt werden.



2. Düz Dişli (20° kavrama açısı)

$$F_q = \frac{2100 \times M_2}{D}$$

2. For Spur Gear (Pressure angle 20°)

$$F_q = \frac{2100 \times M_2}{D}$$

2. Stirnradgetriebe (Angriffswinkel 20°)

$$F_q = \frac{2100 \times M_2}{D}$$



3. Küçük Hızlarda Zincir Dişli ($z > 17$)

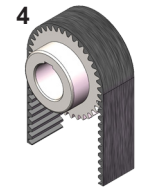
$$F_q = \frac{2100 \times M_2}{D}$$

3. For Chain Drive With Low Speed ($z > 17$)

$$F_q = \frac{2100 \times M_2}{D}$$

3. Kettenantrieb mit niedriger Geschwindigkeit ($z > 17$)

$$F_q = \frac{2100 \times M_2}{D}$$



4. Triger Kayış


$$F_q = \frac{2500 \times M_2}{D}$$

4. For Triger Belt

$$F_q = \frac{2500 \times M_2}{D}$$

4. Zahnriemenantrieb

$$F_q = \frac{2500 \times M_2}{D}$$



5. V Kayış

$$F_q = \frac{5000 \times M_2}{D}$$

5. For V Belt

$$F_q = \frac{5000 \times M_2}{D}$$

5. Keilriemenantrieb

$$F_q = \frac{5000 \times M_2}{D}$$



6. Gerdirme Makaralı Kayış

$$F_q = \frac{5000 \times M_2}{D}$$

6. Flat Belt With Spanning Pulley

$$F_q = \frac{5000 \times M_2}{D}$$

6. Flachriemenantrieb mit Spannungstrommel

$$F_q = \frac{5000 \times M_2}{D}$$



Genel Bilgiler

General Information

Einführung



Yağlama

Redüktörlerin uzun ömürlü olması ve iyi performansla çalışabilmesi için, kullanılan yağın seçimi doğru olmalı ve belirtilen zamanlarda değişimleri yapılmalıdır.

Yağın seçiminde devir, çevre sıcaklığı, redüktör yağ sıcaklığı, çalışma koşulları ve yağ ömrü önem taşımaktadır. Redüktörler yağı doldurulmuş olarak sevkedilmektedir. Redüktörler uzun süre depolanacakları zaman veya çalışmaya başlanacağı zaman çalışma konumuna göre üstte kalan tapa sökülmeli ve redüktörün beraberinde verilen havalandırma tapası kullanılmalıdır. Bu redüktörün iç basıncından dolayı oluşacak yağ sızmalarını önleyecektir.

Mineral yağlar her 10.000 çalışma saatinde, sentetik yağlar ise her 20.000 çalışma saatinde değiştirilmelidir. Ağır çevre koşullarında (ani ısı değişiklikleri, yüksek nemlilik v.b) yağ değiştirme periyotlarının kısaltılması tavsiye edilir. Mineral yağlar ile sentetik yağlar birbirine kesinlikle karıştırılmamalıdır. Değiştirme işlemi bir çalışma periyodunun hemen peşinden ve yağ sıcakken yapılmalıdır. Bu şekilde bir değiştirme, redüktör içindeki partiküllerin yağa karışmış olarak bulunmasından dolayı iyi bir temizleme ve yağın rahat boşalması neticesini verecektir.

TT serisi redüktörlerde ISOVG 220 viskoziteli mineral yağ kullanılmaktadır. Özel çalışma şartları için yağ viskozitesi ve yağ cinsi değiştirilebilir.

Lubrication

To work in perfect condition and to have long life for the gear box the lubricant must be chosen correctly and changed in time.

In selection of oil it is important to consider speed, ambient temperature, gear box oil temperature, working conditions and the life required from the lubricant. All units are filled with lubricant before shipping. Before the gearbox is stored for a long time or before starting up, the top plug (according to the working position) must be removed and the extra given vent plug must be replaced. This prevents excessive pressure which causes oil leakages.

The mineral lubricant should be changed after every 10.000 service hours and the synthetic lubricant should be changed after every 20.000 working hours. If the operation conditions are very heavy (e.g. high temperature differences, high humidity) shorter intervals between changes are recommended. Mineral and synthetic oils must not be mixed up. By changing the lubricant complete cleaning is advised. The oil change should be done after a working period. Because oil is hot in this condition and impurities are mixed with it the changing of oil will be done in best result and the oil will drain easily.

TT series gear units are filled with mineral oil ISO VG220. Oil viscosity and oil type can be changed for different working conditions.

Schmierung

Um eine lange Lebensdauer zu gewährleisten muss der Schmierstoff richtig ausgewählt werden.

Für die richtige Ölauswahl müssen Drehzahl, Umgebungstemperatur, Belastungsart und Lebensdauer des Öls berücksichtigt werden. Die mitgelieferte Entlüftungsschraube ist vor Inbetriebnahme oder längeren Lagern gegen die Einfüllschraube auszutauschen, um einen Überdruck im Getriebe und damit eine Undichtigkeit des Getriebes zu vermeiden. Getriebe und Getriebemotoren sind bei Auslieferung betriebsfertig gefüllt.

Ein Schmierstoffwechsel sollte alle 10.000 Betriebsstunden durchgeführt werden. Für synthetische Produkte verdoppeln sich diese Fristen. Bei extremen Betriebsbedingungen, z.B. hohe Luftfeuchtigkeit, aggressiver Umgebung und hohen Temperaturschwankungen sind kürzere Schmierstoffintervalle vorteilhaft. Es ist empfehlenswert, dem Schmierstoffwechsel mit einer gründlichen Reinigung des Getriebes zu verbinden. Synthetische und mineralische Schmierstoffe dürfen nicht miteinander vermischt werden. Das Ablassen des Öls soll unmittelbar nach dem Stillsetzen erfolgen, solange das Öl noch warm ist. In diesem Zustand ist das Öl mit den Schmutzpartikeln vermengt, so dass eine Entfernung des Altöls eine gute Reinigung garantiert.

TT Serien Getriebe sind mit ISO VG220 Mineralöl gefüllt. Andere Öle können nach Kundenwunsch befüllt geliefert werden.

Yağ Cinsi Lubricant Art des Schmierers	DIN 51517-3	Çevre Sıcaklığı [C°] Ambient Temperature [C°] Umgebungstemperatur [C°]	ISO VG	Aral	Beyond Petroleum	Castrol	Klüber Lubrication	Mobil	Shell	Total
		Daldırma Yağlama Dip Lubrication Tauchschmier.								
Mineral Yağlar Mineral Oil Mineralöl	CLP	0 ... +50	680	Degol BG 680	Energol GR-XP 680	Alpha SP 680	Klüberoil GEM 1-680 N	Mobilgear 600 XMP 680	Omala 680	Carter EP 680
		-5 ... +45	460	Degol BG 460	Energol GR-XP 460	Alpha SP 460	Klüberoil GEM 1-460 N	Mobilgear 600 XMP 460	Omala F460	Carter EP 460
		-10 ... +40	320	Degol BG 320	Energol GR-XP 320	Alpha SP 320	Klüberoil GEM 1-320 N	Mobilgear 600 XMP 320	Omala F320	Carter EP 320
		-15 ... +30	220	Degol BG 220	Energol GR-XP 220	Alpha SP 220	Klüberoil GEM 1-220 N	Mobilgear 600 XMP 220	Omala F220	Carter EP 220
		-20 ... +20	150	Degol BG 150	Energol GR-XP 150	Alpha SP 150	Klüberoil GEM 1-150 N	Mobilgear 600 XMP 150	Omala 150	Carter EP 150
		-25... +10	100	Degol BG 100	Energol GR-XP 100	Alpha SP 100	Klüberoil GEM 1-100 N	-	Omala 100	Carter EP 100



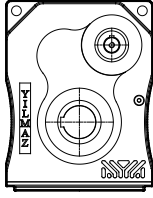
Genel Bilgiler

General Information

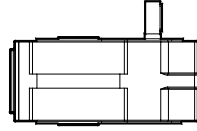
Einführung



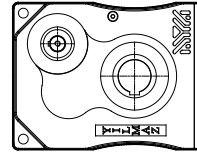
Montaj Pozisyonları / Mounting Positions / Bauformen



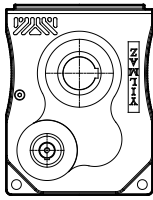
M1



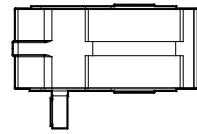
M2



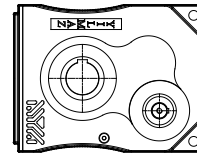
M6



M3



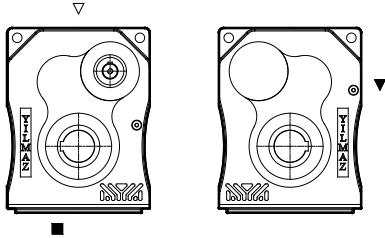
M4



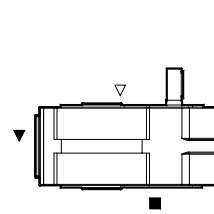
M5

Yağ Tapaları / Oil Plugs / Ölverschlußschraube

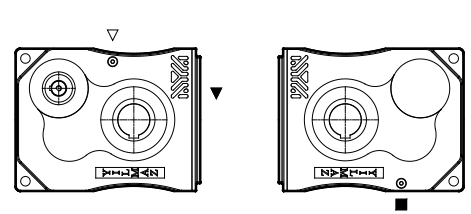
M1



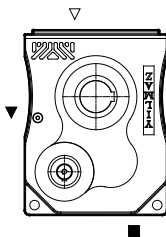
M2



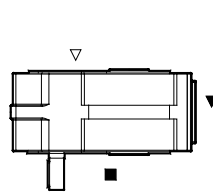
M6



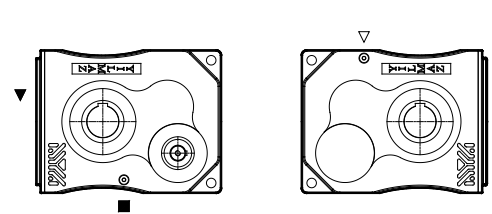
M3



M4



M5



Semboller : ■ : Yağ boşaltma
Symbols : ■ : Drain plug
Symbole : ■ : Ölauslass

▽ : Yağ doldurma ve havalandırma
: Oil Filling and Vent plug
: Öfüllung und Entlüftung

▼ : Yağ seviyesi
: Oil level
: Ölstand



Genel Bilgiler

General Information

Einführung



Yağ Miktarları (lt) / Oil Quantities (lt) / Ölmengen Tabelle (lt)

Tip Type Type	M1	M2	M3	M4	M5	M6
TT17	1,0	1,1	0,9	1,1	1,2	1,2
TT27	1,7	2	1,6	2,0	2,1	2,1
TT28	2,1	2,4	1,9	2,4	2,5	2,5
TT37	3,0	3,7	3,3	3,7	4	4,0
TT47	4,0	5,7	4,9	5,7	5,8	5,8
TT57	8,5	11	9,8	11	12	12
TT67	15	22	18	22	23	23
TT77	22	31	26	31	33	33
TT87	32	42	33	42	46	46
TT97	45	62	50	62	66	66

Redüktör Dönüş Yönleri

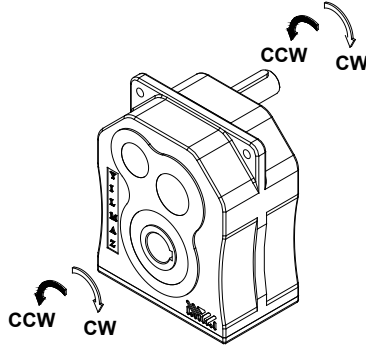
Giriş mili dönüş yönüne göre çıkış mili dönüş yönleri aşağıdaki gibidir.

Gear Unit Direction of Rotation

Output shaft rotation directions according to the input shaft rotation directions are as follows.

Getriebedrehrichtungen

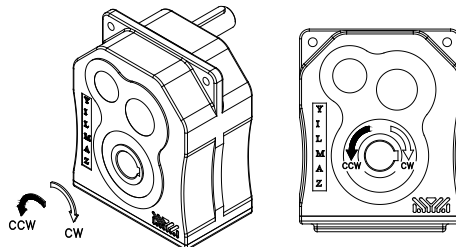
Drehrichtungen der Abtriebswelle im Abhängigkeit von der Antriebswellendrehrichtungen.



Kilitli redüktörlerin yön tanımlaması için aşağıdaki gösterilen çıkış milleri dönüş yönleri kullanılır.

The direction of rotation of output shaft for the gear units with backstop are defined as shown in the following drawings.

Für die Getriebe mit Rücklaufsperre bitte benutzen sie das folgende zeichnung für Drehrichtung defunierung





Genel Bilgiler

General Information

Einführung



Sıkma Bilezik Bağlantısı

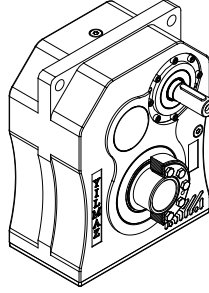
Müşteri isteğine göre sıkma bilezik uygulaması mevcuttur. Standartta kullanılan sıkma bilezik ölçüleri redüktör ölçü sayfalarında verilmiştir.

Shrink Disc Connection

Shrink disc application is available according to customer's request. Dimensions of shrink disc which is used as standart is given on the tables of dimensions.

Schrumpfscheibenverbindung

Schrumpfscheiben können nach Kundenwunsch montiert werden. Maßen für die Standardausführung sind auf dem Maßblätterseiten angegeben.



Redüktör Montajı

Firmamız tarafından tavsiye edilen montaj şekilleri aşağıdaki gibidir. Çıkış mili dönüş yönü ve yük sınıfına göre bu montaj şekillerinden birini uygulayınız. Motor konumu için şekillerde gösterildiği gibi +/- 15 derece içinde kalınması önerilir.

Mounting of Gear Unit

The advised mounting positions are shown below. According to the nature of load and direction of rotation refer to one of the drawings below. It is advised that the motor position is in a range of +/- 15 degree as shown.

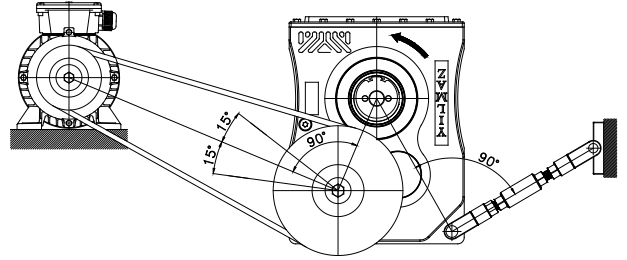
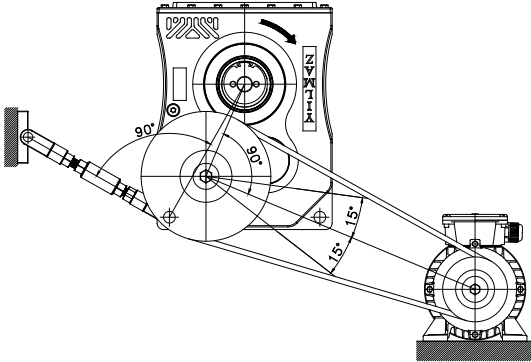
Getriebe Montage

Die empfohlene Getriebemontagepositionen sind unten gezeichnet. Entsprechend Belastungsart und Drehrichtung wählen sie die entsprechende Zeichnung. Es wird empfohlen den Motor in einem Bereich von +/- 15 grad, wie unten gezeichnet, zu montieren.

Darbesiz ve orta darbeleri yükler($f_s \leq 1,6$) / Uniform and moderate loads($f_s \leq 1,6$) / Gleichförmige oder Ungleichförm. Belastung($f_s \leq 1,6$) ;

- cw dönüş yönü / cw direction of rotation / cw Drehrichtung

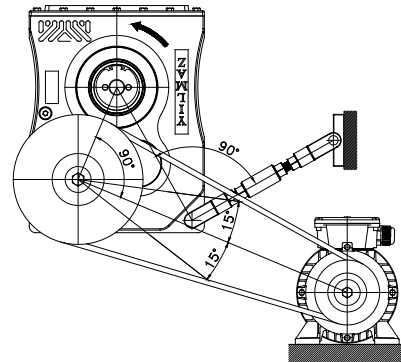
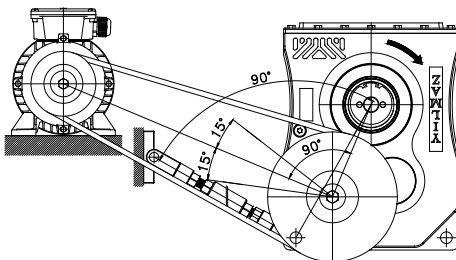
- ccw dönüş yönü / ccw direction of rotation / ccw Drehrichtung



Ağır darbeleri yükler($f_s > 1,6$) / Heavy loads($f_s > 1,6$) / Stark Ungleichförmige Belastung($f_s > 1,6$) ;

- cw dönüş yönü / cw direction of rotation / cw Drehrichtung

- ccw dönüş yönü / ccw direction of rotation / ccw Drehrichtung





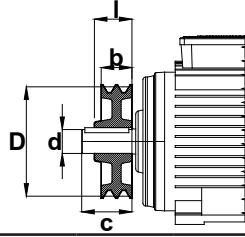
Genel Bilgiler

General Information

Einführung



Kayış Seçim Tablosu / Belt Selection Table / Schmakeilriemen Answahl tabellen



z : Kayış Sayısı / Number of belts / Riemenzahl

Motor Rulmanı Cinsi Roller Bearing Type of Motor Motor Lager Ausführung		Devir Sayısı [d/dak] ve Motor Gücü [kW] Motor Speed [rpm] and Power [kW] Drehzahl [upm] und Leistung [kW]				Motor Mil Ölçüleri [mm] Motor Shaft Dim. [mm] Motor wellende [mm]	Profil Profile Profil		DIN2211			
Bilyalı Rulmanlı Ball Bearing Rillenkugellager	Masuralı Rulman Cylind. Roller Bearing Zylinderrollenlager	3000	1500	1000	750		dxc	ISO	DIN	Kayış Ölçüleri [mm] Belt Dimensions [mm] Schmalkeilriemen [mm]		
Motor Büyüklüğü Motor Size Motor Baugröße												D
80	-	0.75	0.55	0.37	-	Ø19X40	SPZ	10	63	1	16	28
80	-	1.1	0.75	0.55	-	Ø19X40	SPZ	10	63	1	16	28
90S	-	1.5	-	-	-	Ø24X50	SPZ	10	63	1	16	28
90S	-	-	1.1	0.75	-	Ø24X50	SPZ	10	71	1	16	28
90L	-	2.2	-	-	-	Ø24X50	SPZ	10	63	2	28	35
90L	-	-	1.5	1.1	-	Ø24X50	SPZ	10	71	2	28	35
100L	-	3	-	-	-	Ø28X60	SPZ	10	71	2	28	35
100L	-	-	2.2	1.5	0.75	Ø28X60	SPZ	10	90	2	28	35
100L	-	-	3	1.5	1.1	Ø28X60	SPZ	10	90	2	28	35
112M	-	4	-	-	-	Ø28X60	SPZ	10	90	2	28	35
112M	-	-	4	2.2	1.5	Ø28X60	SPZ	10	112	2	28	35
132S	-	5.5	-	-	-	Ø38X80	SPZ	10	112	2	28	35
132S	-	7.5	-	-	-	Ø38X80	SPZ	10	112	2	28	35
132S	-	-	5.5	3	2.2	Ø38X80	SPZ	10	125	2	28	35
132M	-	-	7.5	4	3	Ø38X80	SPZ	10	140	3	40	40
132M	-	-	7.5	5.5	3	Ø38X80	SPZ	10	140	3	40	40
160M	-	11	-	-	-	Ø42X110	SPZ	10	160	3	40	45
-	160M	15	-	-	-	Ø42X110	SPZ	10	125	3	40	40
160M	-	-	11	7.5	4	Ø42X110	SPA	13	200	2	35	50
-	160M	-	11	7.5	5.5	Ø42X110	SPZ	10	140	4	52	52
160L	-	18.5	-	-	-	Ø42X110	SPA	13	200	2	35	50
-	160L	-	-	-	-	Ø42X110	SPZ	10	125	3	40	40
160L	-	-	15	11	7.5	Ø42X110	SPA	13	250	2	35	50
-	160L	-	15	11	7.5	Ø42X110	SPZ	10	140	5	64	52
180M	-	22	-	-	-	Ø48X110	SPA	13	200	2	35	50
-	180M	22	-	-	-	Ø48X110	SPZ	10	140	4	52	52
180M	-	-	18.5	-	-	Ø48X110	SPA	13	250	2	35	50
-	180M	-	18.5	-	-	Ø48X110	SPZ	10	160	5	64	60
180L	-	-	22	15	11	Ø48X110	SPB	17	315	2	44	60
-	180L	-	22	15	11	Ø48X110	SPA	13	180	4	65	60
200L	-	30	-	-	-	Ø55X110	SPB	17	250	3	63	60
200L	-	37	-	-	-	Ø55X110	SPB	17	250	3	63	60
-	200L	30	-	-	-	Ø55X110	SPA	13	160	4	65	50
-	200L	37	-	-	-	Ø55X110	SPA	13	160	4	65	50
200L	-	-	30	18.5	15	Ø55X110	SPB	17	315	2	44	60
200L	-	-	30	22	15	Ø55X110	SPB	17	315	2	44	60
-	200L	-	30	18.5	15	Ø55X110	SPA	13	180	5	80	65
-	200L	-	30	22	15	Ø55X110	SPA	13	180	5	80	65
225M	-	45	-	-	-	Ø55X110	SPB	17	280	2	44	50
-	225M	45	-	-	-	Ø55X110	SPA	13	160	5	80	50
225S	-	-	37	-	18.5	Ø60X140	SPB	17	355	2	44	60
-	225S	-	37	-	18.5	Ø60X140	SPA	13	200	5	80	65
225M	-	-	45	30	22	Ø60X140	SPB	17	450	2	44	60
-	225M	-	45	30	22	Ø60X140	SPB	17	224	4	82	60
250M	-	55	-	-	-	Ø60X140	SPB	17	315	3	63	60
-	250M	55	-	-	-	Ø60X140	SPA	13	180	5	80	65
250M	-	-	55	37	30	Ø65X140	SPB	17	500	2	44	65
-	250M	-	55	37	30	Ø65X140	SPB	17	224	4	82	60
-	280S	-	75	45	37	Ø75X140	SPB	17	315	6	120	100
-	280M	-	90	55	45	Ø75X140	SPC	22	355	4	110,5	100
-	315S	-	110	75	55	Ø85X170	SPC	22	355	5	136	110
-	315M	-	132	110	75	Ø85X170	SPC	22	400	6	161,5	120

280 ve 315 Tip Motorlar için verilen değerler normda belirtilmemiştir, verilen datalar tavsiye edilen değerlerdir. / 280 and 315 types motor values are not indicated on standards, Given datas are for advising. / Die Werte für Motoren mit 280 und 315 Baugrößen sind nicht in Normen vorgegeben, Angaben sind nur Vorschläge.



Genel Bilgiler

General Information

Einführung



Giriş Milinde Oluşan Radyal Yükler / Overhung Loads on Input Shaft / Querkräfte auf Antriebswelle

Motor Büyüklüğü Motor Size Motor Baugröße	Motor Devir[d/dak] Speed [rpm] Drehzahl [upm]	Motor Gücü [kW] Power [kW] Leistung [kW]	Seçilen Motor Kasnak Selected Belt Pulley of Motor Keilriemen Scheibe am Motor		Redüktör Tarafı Kasnak Çapı [mm] Gearbox Pulley Diameter [mm] Keilriemen Scheibe am Getriebe [mm] Çevrim oranı / Ratio / Übersetzung					Radyal Yük [N] Radial Force [N] Querkräft [N]
			Profil -z	D [mm]	1	1.5	2	2.5	3	
80	1000	0.37	SPZ-1	63	63	95	126	158	189	269
80	1000	0.55	SPZ-1	63	63	95	126	158	189	400
80	1500	0.55	SPZ-1	63	63	95	126	158	189	267
80	1500	0.75	SPZ-1	63	63	95	126	158	189	364
80	3000	0.75	SPZ-1	63	63	95	126	158	189	182
80	3000	1.1	SPZ-1	63	63	95	126	158	189	267
90S	1000	0.75	SPZ-1	71	71	107	142	178	213	484
90S	1500	1.1	SPZ-1	71	71	107	142	178	213	473
90S	3000	1.5	SPZ-1	63	63	95	126	158	189	364
90L	1000	1.1	SPZ-2	71	71	107	142	178	213	710
90L	1500	1.5	SPZ-2	71	71	107	142	178	213	646
90L	3000	2.2	SPZ-2	63	63	95	126	158	189	534
100L	1000	1.5	SPZ-2	90	90	135	180	225	270	764
100L	1500	2.2	SPZ-2	90	90	135	180	225	270	747
100L	1500	3	SPZ-2	90	90	135	180	225	270	1019
100L	3000	3	SPZ-2	71	71	107	142	178	213	646
112M	1000	2.2	SPZ-2	112	112	168	224	280	336	900
112M	1500	4	SPZ-2	112	112	168	224	280	336	1091
112M	3000	4	SPZ-2	90	90	135	180	225	270	679
132S	1000	3	SPZ-2	125	125	188	250	322	375	1100
132S	1500	5.5	SPZ-2	125	125	188	250	322	375	1345
132S	3000	5.5	SPZ-2	112	112	168	224	280	336	750
132S	3000	7.5	SPZ-2	112	112	168	224	280	336	1023
132M	1000	4	SPZ-3	140	140	210	280	350	420	1310
132M	1000	5.5	SPZ-3	140	140	210	280	350	420	1801
132M	1500	7.5	SPZ-3	140	140	210	280	350	420	1637
160M	1000	7.5	SPA-2	200	200	300	400	500	600	1719
160M	1000	7.5	SPZ-4	140	140	210	280	350	420	2456
160M	1500	11	SPA-2	200	200	300	400	500	600	1681
160M	1500	11	SPZ-4	140	140	210	280	350	420	2401
160M	3000	11	SPZ-3	160	160	240	320	400	480	1051
160M	3000	15	SPZ-3	125	125	188	250	322	375	1834
160L	1000	11	SPA-2	250	250	375	500	625	750	2017
160L	1000	11	SPZ-5	140	140	210	280	350	420	3602
160L	1500	15	SPA-2	250	250	375	500	625	750	1834
160L	1500	15	SPZ-5	140	140	210	280	350	420	3274
160L	3000	18.5	SPA-2	200	200	300	400	500	600	1413
160L	3000	18.5	SPZ-3	125	125	188	250	322	375	2261
180M	1500	18.5	SPA-2	250	250	375	500	625	750	2261
180M	1500	18.5	SPZ-5	160	160	240	320	400	480	3534
180M	3000	22	SPA-2	200	200	300	400	500	600	1681
180M	3000	22	SPZ-4	140	140	210	280	350	420	2401
180L	1000	15	SPB-2	315	315	473	630	788	945	2183
180L	1000	15	SPA-4	180	180	270	360	450	540	3820
180L	1500	22	SPB-2	315	315	473	630	788	945	2134
180L	1500	22	SPA-4	180	180	270	360	450	540	3735
200L	1000	18.5	SPB-2	315	315	473	630	788	945	2692
200L	1000	18.5	SPA-5	180	180	270	360	450	540	4711
200L	1000	22	SPB-2	315	315	473	630	788	945	3202
200L	1000	22	SPA-5	180	180	270	360	450	540	5603
200L	1500	30	SPB-2	315	315	473	630	788	945	2910
200L	1500	30	SPA-5	180	180	270	360	450	540	5093
200L	3000	30	SPB-3	250	250	375	500	625	750	1834
200L	3000	30	SPA-4	160	160	240	320	400	480	2865
200L	3000	37	SPB-3	250	250	375	500	625	750	2261
200L	3000	37	SPA-4	160	160	240	320	400	480	3534
225M	1000	30	SPB-2	450	450	675	900	1125	1350	3056
225M	1000	30	SPB-4	224	224	336	448	560	672	6139
225M	1500	45	SPB-2	450	450	675	900	1125	1350	3056
225M	1500	45	SPB-4	224	224	336	448	560	672	6139
225M	3000	45	SPB-2	280	280	420	560	700	840	2456
225M	3000	45	SPA-5	160	160	240	320	400	480	4298
225S	1500	37	SPB-2	355	355	533	710	887.5	1065	3185
225S	1500	37	SPA-5	200	200	300	400	500	600	5654
250M	1000	37	SPB-2	500	500	750	1000	1250	1500	3392
250M	1000	37	SPB-4	224	224	336	448	560	672	7572
250M	1500	55	SPB-2	500	500	750	1000	1250	1500	3362
250M	1500	55	SPB-4	224	224	336	448	560	672	7504
250M	3000	55	SPB-3	315	315	473	630	787.5	945	2668
250M	3000	55	SPA-5	180	180	270	360	450	540	4669
280S	1000	45	SPB-6	315	315	473	630	788	1045	6549
280S	1500	75	SPB-6	315	315	473	630	788	1045	7276
280M	1000	55	SPC-4	355	355	533	710	888	1065	7102
280M	1500	90	SPC-4	355	355	533	710	888	1065	7748
315S	1000	75	SPC-5	355	355	533	710	888	1065	9685
315S	1500	110	SPC-5	355	355	533	710	888	1065	9469
315M	1000	110	SPC-6	400	400	600	800	1000	1200	8595
315M	1500	132	SPC-6	400	400	600	800	1000	1200	10085



Genel Bilgiler

General Information

Einführung



Redüktör Seçim Örneği

Bir konveyör mekanizmasında seçilen AC motor 7,5 kW-1400 d/dak 'dır. Kayış-kasnak mekanizmasıyla 1/2 redüksiyon yapılarak redüktöre giriş yapılacaktır. Konveyörün yaklaşık 45 d/dak ile çalışması isteniyor.

Çalışma şartları;
Orta darbeli yükler
Günde 16 saat çalışacaktır.
Saatte 50 kere kalkış yapacaktır.

Bu çalışma şartlarına göre kayış-kasnak ve redüktör seçimi istenmektedir.

Çözüm:

1. Kayış-kasnak seçimi;

Sayfa 12'deki kayış seçim tablosundan 7,5 kW - 1400 d/dak motor için SPZ profilli kayış ve 140mm çapında 3 sıra kasnak seçilir. Redüktör giriş milindeki kasnak çapı 1/2 redüksiyon istendiği için 280 mm olacaktır.

2. Redüktör giriş milindeki radyal yük hesabı;

Giriş milindeki moment;

$$M_{red.giris} = \frac{P_{motor} \times 9550}{n_{red.giris}} \times \eta$$
$$= \frac{7,5 \times 9550}{700} \times 0,96 = 98,3$$

Kayış-kasnak mekanizması kullanıldığı için Sayfa 7'deki radyal yük formülünden;

$$F_r = \frac{5000 \times M_2}{D} = \frac{5000 \times 98,3}{280} = 1755 \text{ N}$$

3. Gerekli tahvil oranının bulunması;

$$i = \frac{n_{red.giris}}{n_{red.cikis}} = \frac{700}{45} = 15,56$$

4. Redüktör gövde büyüklüğünün seçilmesi;

-Mekanik güç kontrolü;

7,5 kW - 1400 d/dak motor ve 1/2 giriş kayış-kasnak redüksiyonu için Sayfa 31'deki TT57, i=16,03 tahvil oranlı redüktör seçimi yapılabilir. Redüktör çıkış devri 44 d/dak'dır.

Orta darbeli yüklerde ve günde 16 saat çalışma şartlarına göre mekanik güç aşağıdaki şart sağlandığı için uygundur.

-Giriş radyal yük kontrolü;

$$9,8kW \geq P_{motor} = 7,5 \text{ kW}$$

Radyal yük yukarıdaki şart sağlandığı için uygundur.

TT57, i=16,03 tahvil oranlı redüktör bu çalışma şartları için uygundur.

Example of Gear Unit Selection

For a conveyor system an electrical motor with 7,5kW and 1400rpm is selected. The motor is driving the gear unit using a belt pulley with reduction ratio of 2. The speed of the conveyors drum is requested as 45rpm.

Operating conditions;
Moderate loads
16 hour/day operating time
50 cycle/hour

According to given operating conditions select the belt-pulley and gear unit.

Solution:

1. Belt-pulley selection;

According to the belt selection table on page 12 7,5kW-1400rpm AC motor should have a SPZ profile belt. It should be 140mm in diameter and the number of belts should be 3. The pulley diameter on the input shaft of the gear unit should be 280mm to achieve the required reduction of 2.

2. Overhung load calculation on the input shaft of gear unit;

Torque on input shaft;

$$M_{red.giris} = \frac{P_{motor} \times 9550}{n_{red.giris}} \times \eta$$
$$= \frac{7,5 \times 9550}{700} \times 0,96 = 98,3$$

The formula for a belt drive is as follows according to the formulas given on page 7;

$$F_r = \frac{5000 \times M_2}{D} = \frac{5000 \times 98,3}{280} = 1755 \text{ N}$$

3. Calculation of gear unit ratio;

$$i = \frac{n_{red.giris}}{n_{red.cikis}} = \frac{700}{45} = 15,56$$

4. Selection of gear unit size;

-Checking of mechanical power ;

The required gear unit can be found on page 31 for 7,5kW and 1400rpm with a pulley reduction of 2. The gear unit is TT57 and the ratio(i) is 16,03. Output speed of the gear unit is 44rpm.

For moderate loads and 16 operating hours per day, mechanical power of gear unit is higher than the motor power;

-Checking of input overhung load ;

$$9,8kW \geq P_{motor} = 7,5 \text{ kW}$$

The overhung load is sufficient for selected gear unit.

TT57 gear unit with ratio i=16,03 is sufficient for these working conditions.

Getriebeauslegungbeispiel

Für ein Bandförderer ist ein Elektromotor mit 7,5kW Leistung und 1400upm ausgewählt. Das Getriebe soll mit einem Riementrieb angetrieben werden und soll eine Untersetzung von 2 haben. Der Bandförderer soll mit 45upm angetrieben werden.

Arbeitsbedingungen;
-Ungleichförmige Belastung
-16 Stunden pro Tag
-50 Schaltungen pro Stunde

Das passende Getriebe und Riementrieb soll ausgewählt werden.

Lösung:

1. Riementriebeauswahl;

Auf Seite 12 kann man sehen das für eine 7,5kW-1400upm Motor ein Riemenprofil SPZ und ein Riemenscheibe mit 3 Reihen und 140mm Durchmesser empfohlen wird. Die Riemenscheibe auf der Getriebeseite muss 280mm sein damit man einen Untersetzung von 2 hat.

2. Querkraftberechnung auf der Antriebswelle;

Drehmoment auf Antriebswelle;

$$M_{red.giris} = \frac{P_{motor} \times 9550}{n_{red.giris}} \times \eta$$
$$= \frac{7,5 \times 9550}{700} \times 0,96 = 98,3$$

Aus der formel auf Seite 7 für Riementrieb kann man folgende Berechnung durchführen;

$$F_r = \frac{5000 \times M_2}{D} = \frac{5000 \times 98,3}{280} = 1755 \text{ N}$$

3. Getriebe Untersetzung;

$$i = \frac{n_{red.giris}}{n_{red.cikis}} = \frac{700}{45} = 15,56$$

4. Getriebe Größe;

-Mechanische Leistung prüfen;

Auf Seite 31 für 7,5kW-1400upm motor und Riementrieb mit Untersetzung 2 kann man folgendes Getriebe wählen.

TT57, Untersetzung i=16,03. Getriebe Abtriebs- drehzahl 44upm.


Für einen Betrieb mit 16 Stunden pro Tag und Ungleichförmiger Belastung ergibt sich das die Mechanische Leistung des Getriebe grösser ist als die Motorleistung,

-Antriebswelle Querkraft prüfen;


$$9,8kW \geq P_{motor} = 7,5 \text{ kW}$$

Erlaubte Querkraft ist höher als die Angreifende Querkraft.

Das ausgewählte TT57 Getriebe mit Untersetzung i=16,03 ist ausreichend für die oben genannte Betriebsbedingungen.



Güç ve Devir Tabloları




Leistung und Drehzahlübersicht




TT Serisi Güç Devir Sayfaları

TT Series Performance Tables

TT Serien Leistung und Drehzahlübersicht



 n1=900 rpm					Müsaade Edilen En Yüksek Nominal Motor Güçleri [kW] <i>Permissible Highest Nominal Motor Powers [kW]</i> Erlaubte Höchste Nominale Motorleistungen [kW]									TT17		
i	i	n2[rpm]	Ma[Nm]	Fqgv[N]	Darbesiz Çalışma Saati/Gün <i>Uniform Loads Hours/Day</i> Gleichförmige Belastung Std./Tag			Orta Darbeli Çalışma Saati/Gün <i>Moderate Loads Hours/Day</i> Ungleichförm. Belastung Std./Tag			Ağır Darbeli Çalışma Saati/Gün <i>Heavy Loads Hours/Day</i> Stark Ungleichförmige Std./Tag			kg	Fiyat kodu <i>Price Code</i> Preis No	
					8h (fs=1,00)	16h (fs=1,20)	24h (fs=1,35)	8h (fs=1,30)	16h (fs=1,45)	24h (fs=1,60)	8h (fs=1,55)	16h (fs=1,65)	24h (fs=1,80)			
1:1	4.86	185	185	1608	3.7	3.1	2.8	2.9	2.6	2.3	2.4	2.3	2.1	13	50	TT01
	6.67	135	200	2676	2.9	2.4	2.2	2.3	2.0	1.8	1.9	1.8	1.6			
	9.54	94	200	2700	2.1	1.7	1.5	1.6	1.4	1.3	1.3	1.2	1.1			
	13.19	68	200	2700	1.5	1.2	1.1	1.1	1.0	0.93	0.96	0.90	0.83			
	15.18	59	200	2700	1.3	1.1	0.96	1.0	0.89	0.81	0.84	0.79	0.72			
	19.04	47	200	2700	1.0	0.86	0.77	0.80	0.71	0.65	0.67	0.63	0.58			
	25.24	36	200	2700	0.78	0.65	0.58	0.60	0.54	0.49	0.51	0.48	0.44			
	29.67	30	200	2700	0.67	0.56	0.50	0.51	0.46	0.42	0.43	0.41	0.37			
1:1,5	4.86	123	198	1982	2.7	2.2	2.0	2.0	1.8	1.7	1.7	1.6	1.5	13	50	TT01
	6.67	90	200	2411	2.0	1.6	1.5	1.5	1.4	1.2	1.3	1.2	1.1			
	9.54	63	200	2700	1.4	1.1	1.0	1.1	0.95	0.86	0.89	0.83	0.76			
	13.19	46	200	2700	1.0	0.83	0.74	0.77	0.69	0.62	0.64	0.60	0.55			
	15.18	40	200	2700	0.87	0.72	0.64	0.67	0.60	0.54	0.56	0.53	0.48			
	19.04	32	200	2700	0.69	0.58	0.51	0.53	0.48	0.43	0.45	0.42	0.38			
	25.24	24	200	2700	0.52	0.44	0.39	0.40	0.36	0.33	0.34	0.32	0.29			
	29.67	20	200	2700	0.45	0.37	0.33	0.34	0.31	0.28	0.29	0.27	0.25			
1:2	4.86	93	200	2169	2.0	1.7	1.5	1.6	1.4	1.3	1.3	1.2	1.1	13	50	TT01
	6.67	67	200	2641	1.5	1.2	1.1	1.1	1.0	0.92	0.95	0.89	0.82			
	9.54	47	200	2700	1.0	0.86	0.76	0.79	0.71	0.64	0.67	0.63	0.57			
	13.19	34	200	2700	0.75	0.62	0.55	0.58	0.52	0.47	0.48	0.45	0.42			
	15.18	30	200	2700	0.65	0.54	0.48	0.50	0.45	0.41	0.42	0.39	0.36			
	19.04	24	200	2700	0.52	0.43	0.38	0.40	0.36	0.32	0.34	0.31	0.29			
	25.24	18	200	2700	0.39	0.33	0.29	0.30	0.27	0.25	0.25	0.24	0.22			
	29.67	15	200	2700	0.34	0.28	0.25	0.26	0.23	0.21	0.22	0.20	0.19			
1:2,5	4.86	74	200	2401	1.6	1.3	1.2	1.2	1.1	1.0	1.0	0.98	0.90	13	50	TT01
	6.67	54	200	2700	1.2	0.98	0.87	0.91	0.81	0.74	0.76	0.71	0.65			
	9.54	38	200	2700	0.83	0.69	0.61	0.64	0.57	0.52	0.53	0.50	0.46			
	13.19	27	200	2700	0.60	0.50	0.44	0.46	0.41	0.37	0.39	0.36	0.33			
	15.18	24	200	2700	0.52	0.43	0.39	0.40	0.36	0.33	0.34	0.32	0.29			
	19.04	19	200	2700	0.42	0.35	0.31	0.32	0.29	0.26	0.27	0.25	0.23			
	25.24	14	200	2700	0.31	0.26	0.23	0.24	0.22	0.20	0.20	0.19	0.17			
	29.67	12	200	2700	0.27	0.22	0.20	0.21	0.18	0.17	0.17	0.16	0.15			
1:3	4.86	62	200	2517	1.3	1.1	1.0	1.0	0.93	0.84	0.87	0.82	0.75	13	50	TT01
	6.67	45	200	2700	0.98	0.82	0.73	0.76	0.68	0.61	0.63	0.60	0.55			
	9.54	31	200	2700	0.69	0.57	0.51	0.53	0.47	0.43	0.44	0.42	0.38			
	13.19	23	200	2700	0.50	0.42	0.37	0.38	0.34	0.31	0.32	0.30	0.28			
	15.18	20	200	2700	0.43	0.36	0.32	0.33	0.30	0.27	0.28	0.26	0.24			
	19.04	16	200	2700	0.35	0.29	0.26	0.27	0.24	0.22	0.22	0.21	0.19			
	25.24	12	200	2700	0.26	0.22	0.19	0.20	0.18	0.16	0.17	0.16	0.15			
	29.67	10	200	2700	0.22	0.19	0.17	0.17	0.15	0.14	0.14	0.14	0.12			



Kasnak Oranı
Pulley Ratio
Übersetzung



Çıkış Devri (d/dak)
Output Speed (rpm)
Abtriebswelle Drehzahlen (upm)



Redüktör Ağırlığı (kg)
Gear Unit weight (kg)
Geetriebegeicht (kg)



İzin verilen giriş radyal yükü (N)
Permitted input overhung loads(N)
Zul. Eingangsquerkräfte (N)



Redüktör Çevrim Oranı (i)
Gear Unit Ratio (i)
Übersetzung (i)



Anma Momenti (Nm)
Nominal Torque (Nm)
Nenn Drehmomente (Nm)



Ölçü Sayfası
Gear Unit weight
Geetriebegeicht











TT Serisi Güç Devir Sayfaları

TT Series Performance Tables

TT Serien Leistung und Drehzahlübersicht



 n1=900 rpm					Müsaade Edilen En Yüksek Nominal Motor Güçleri [kW] <i>Permissible Highest Nominal Motor Powers [kW]</i> Erlaubte Höchste Nominale Motorleistungen [kW]									TT27		
 i	 i	 n₂ n2[rpm]	 M₂ Ma[Nm]	 F_{qgv} Fqgv[N]	Darbesiz Çalışma Saati/Gün <i>Uniform Loads Hours/Day</i> Gleichförmige Belastung Std./Tag			Orta Darbeli Çalışma Saati/Gün <i>Moderate Loads Hours/Day</i> Ungleichförm. Belastung Std./Tag			Ağır Darbeli Çalışma Saati/Gün <i>Heavy Loads Hours/Day</i> Stark Ungleichförmige Std./Tag					Fiyat kodu <i>Price Code</i> Preis No
					8h (fs=1,00)	16h (fs=1,20)	24h (fs=1,35)	8h (fs=1,30)	16h (fs=1,45)	24h (fs=1,60)	8h (fs=1,55)	16h (fs=1,65)	24h (fs=1,80)			
1:1	5.45	165	450	1367	8.0	6.7	6.0	6.2	5.5	5.0	5.2	4.9	4.5	23	51	TT02
	7.48	120	450	2347	5.9	4.9	4.4	4.5	4.1	3.7	3.8	3.6	3.3			
	10.25	88	450	2700	4.3	3.6	3.2	3.3	3.0	2.7	2.8	2.6	2.4			
	11.96	75	450	2700	3.7	3.1	2.7	2.8	2.5	2.3	2.4	2.2	2.0			
	14.07	64	450	2700	3.1	2.6	2.3	2.4	2.2	2.0	2.0	1.9	1.7			
	18.92	48	450	2700	2.3	1.9	1.7	1.8	1.6	1.5	1.5	1.4	1.3			
	25.23	36	450	2700	1.8	1.5	1.3	1.4	1.2	1.1	1.1	1.1	0.98			
	30.49	30	450	2700	1.5	1.2	1.1	1.1	1.00	0.91	0.94	0.88	0.81			
1:1,5	5.45	110	450	2660	5.4	4.5	4.0	4.1	3.7	3.4	3.5	3.3	3.0	23	51	TT02
	7.48	80	450	2700	3.9	3.3	2.9	3.0	2.7	2.5	2.5	2.4	2.2			
	10.25	59	450	2700	2.9	2.4	2.1	2.2	2.0	1.8	1.9	1.7	1.6			
	11.96	50	450	2700	2.5	2.1	1.8	1.9	1.7	1.5	1.6	1.5	1.4			
	14.07	43	450	2700	2.1	1.7	1.6	1.6	1.4	1.3	1.4	1.3	1.2			
	18.92	32	450	2700	1.6	1.3	1.2	1.2	1.1	0.98	1.0	0.95	0.87			
	25.23	24	450	2700	1.2	0.98	0.87	0.9	0.8	0.7	0.8	0.71	0.65			
	30.49	20	450	2700	0.97	0.81	0.72	0.7	0.67	0.61	0.63	0.59	0.54			
1:2	5.45	83	450	2660	4.0	3.4	3.0	3.1	2.8	2.5	2.6	2.4	2.2	23	51	TT02
	7.48	60	450	2700	2.9	2.5	2.2	2.3	2.0	1.8	1.9	1.8	1.6			
	10.25	44	450	2700	2.2	1.8	1.6	1.7	1.5	1.3	1.4	1.3	1.2			
	11.96	38	450	2700	1.8	1.5	1.4	1.4	1.3	1.2	1.2	1.1	1.0			
	14.07	32	450	2700	1.6	1.3	1.2	1.2	1.1	0.98	1.0	0.95	0.87			
	18.92	24	450	2700	1.2	1.0	0.87	0.90	0.81	0.73	0.76	0.71	0.65			
	25.23	18	450	2700	0.88	0.73	0.65	0.68	0.61	0.55	0.57	0.53	0.49			
	30.49	15	450	2700	0.73	0.61	0.54	0.56	0.50	0.46	0.47	0.44	0.41			
1:2,5	5.45	66	450	2700	3.2	2.7	2.4	2.5	2.2	2.0	2.1	2.0	1.8	23	51	TT02
	7.48	48	450	2700	2.4	2.0	1.8	1.8	1.6	1.5	1.5	1.4	1.3			
	10.25	35	450	2700	1.7	1.4	1.3	1.3	1.2	1.1	1.1	1.0	0.96			
	11.96	30	450	2700	1.5	1.2	1.1	1.1	1.0	0.93	0.95	0.90	0.82			
	14.07	26	450	2700	1.3	1.0	0.93	0.97	0.87	0.79	0.81	0.76	0.70			
	18.92	19	450	2700	0.9	0.78	0.70	0.72	0.65	0.59	0.61	0.57	0.52			
	25.23	14	450	2700	0.70	0.59	0.52	0.54	0.49	0.44	0.45	0.43	0.39			
	30.49	12	450	2700	0.58	0.49	0.43	0.45	0.40	0.37	0.38	0.35	0.32			
1:3	5.45	55	450	2700	2.7	2.2	2.0	2.1	1.9	1.7	1.7	1.6	1.5	23	51	TT02
	7.48	40	450	2700	2.0	1.6	1.5	1.5	1.4	1.2	1.3	1.2	1.1			
	10.25	29	450	2700	1.4	1.2	1.1	1.1	0.99	0.90	0.93	0.87	0.80			
	11.96	25	450	2700	1.2	1.0	0.91	0.95	0.85	0.77	0.80	0.75	0.69			
	14.07	21	450	2700	1.0	0.87	0.78	0.81	0.72	0.66	0.68	0.64	0.58			
	18.92	16	450	2700	0.78	0.65	0.58	0.60	0.54	0.49	0.50	0.47	0.43			
	25.23	12	450	2700	0.59	0.49	0.44	0.45	0.41	0.37	0.38	0.36	0.33			
	30.49	10	450	2700	0.49	0.41	0.36	0.37	0.34	0.30	0.31	0.30	0.27			



Kasnak Oranı
Pulley Ratio
Übersetzung



Çıkış Devri (d/dak)
Output Speed (rpm)
Abtriebswelle Drehzahlen (upm)



Redüktör Ağırlığı (kg)
Gear Unit weight (kg)
Getriebegewicht (kg)



Redüktör Çevrim Oranı (i)
Gear Unit Ratio (i)
Übersetzung (i)



Anma Momenti (Nm)
Nominal Torque (Nm)
Nenn Drehmomente (Nm)



Ölçü Sayfası
Gear Unit weight
Getriebegewicht




İzin verilen giriş radyal yükü (N)
Permitted input overhung loads (N)
Zul. Eingangsquerkräfte (N)




TT Serisi Güç Devir Sayfaları

TT Series Performance Tables

TT Serien Leistung und Drehzahlübersicht



 n1=900 rpm					Müsaade Edilen En Yüksek Nominal Motor Güçleri [kW] <i>Permissible Highest Nominal Motor Powers [kW]</i> Erlaubte Höchste Nominale Motorleistungen [kW]									TT28		
i	i	n2[rpm]	Ma[Nm]	Fqgv[N]	Darbesiz Çalışma Saati/Gün <i>Uniform Loads Hours/Day</i> Gleichförmige Belastung Std./Tag			Orta Darbeli Çalışma Saati/Gün <i>Moderate Loads Hours/Day</i> Ungleichförm. Belastung Std./Tag			Ağır Darbeli Çalışma Saati/Gün <i>Heavy Loads Hours/Day</i> Stark Ungleichförmige Std./Tag			kg	Fiyat kodu <i>Price Code</i> Preis No	
					8h (fs=1,00)	16h (fs=1,20)	24h (fs=1,35)	8h (fs=1,30)	16h (fs=1,45)	24h (fs=1,60)	8h (fs=1,55)	16h (fs=1,65)	24h (fs=1,80)			
1:1	4.95	182	485	684	9.5	8.0	7.1	7.3	6.6	6.0	6.2	5.8	5.3	30	52	TT03
	6.95	130	540	1796	7.6	6.3	5.6	5.8	5.2	4.7	4.9	4.6	4.2			
	10.18	88	600	2351	5.8	4.8	4.3	4.4	4.0	3.6	3.7	3.5	3.2			
	13.78	65	600	2745	4.3	3.6	3.2	3.3	2.9	2.7	2.8	2.6	2.4			
	16.29	55	600	2966	3.6	3.0	2.7	2.8	2.5	2.3	2.3	2.2	2.0			
	20.86	43	600	3304	2.8	2.4	2.1	2.2	2.0	1.8	1.8	1.7	1.6			
	24.30	37	600	3520	2.4	2.0	1.8	1.9	1.7	1.5	1.6	1.5	1.4			
	29.25	31	600	3789	2.0	1.7	1.5	1.6	1.4	1.3	1.3	1.2	1.1			
1:1,5	4.95	121	523	1071	6.9	5.7	5.1	5.3	4.7	4.3	4.4	4.2	3.8	30	52	TT03
	6.95	86	585	2263	5.5	4.6	4.1	4.2	3.8	3.4	3.5	3.3	3.1			
	10.18	59	600	2821	3.9	3.2	2.9	3.0	2.7	2.4	2.5	2.3	2.1			
	13.78	44	600	3267	2.9	2.4	2.1	2.2	2.0	1.8	1.8	1.7	1.6			
	16.29	37	600	3518	2.4	2.0	1.8	1.9	1.7	1.5	1.6	1.5	1.3			
	20.86	29	600	3902	1.9	1.6	1.4	1.5	1.3	1.2	1.2	1.1	1.1			
	24.30	25	600	4150	1.6	1.4	1.2	1.2	1.1	1.0	1.0	0.98	0.90			
	29.25	21	600	4350	1.4	1.1	1.0	1.0	0.93	0.84	0.87	0.82	0.75			
1:2	4.95	91	530	1417	5.2	4.4	3.9	4.0	3.6	3.3	3.4	3.2	2.9	30	52	TT03
	6.95	65	600	2510	4.2	3.5	3.1	3.3	2.9	2.6	2.7	2.6	2.4			
	10.18	44	600	3109	2.9	2.4	2.1	2.2	2.0	1.8	1.9	1.8	1.6			
	13.78	33	600	3585	2.1	1.8	1.6	1.6	1.5	1.3	1.4	1.3	1.2			
	16.29	28	600	3855	1.8	1.5	1.3	1.4	1.3	1.1	1.2	1.1	1.0			
	20.86	22	600	4269	1.4	1.2	1.1	1.1	0.98	0.89	0.92	0.86	0.79			
	24.30	19	600	4350	1.2	1.0	0.90	0.94	0.84	0.76	0.79	0.74	0.68			
	29.25	15	600	4350	1.0	0.85	0.75	0.78	0.70	0.63	0.65	0.61	0.56			
1:2,5	4.95	73	530	1864	4.2	3.5	3.1	3.2	2.9	2.6	2.7	2.5	2.3	30	52	TT03
	6.95	52	600	2792	3.4	2.8	2.5	2.6	2.3	2.1	2.2	2.1	1.9			
	10.18	35	600	3431	2.3	1.9	1.7	1.8	1.6	1.4	1.5	1.4	1.3			
	13.78	26	600	3942	1.7	1.4	1.3	1.3	1.2	1.1	1.1	1.0	0.95			
	16.29	22	600	4232	1.5	1.2	1.1	1.1	1.00	0.91	0.94	0.88	0.81			
	20.86	17	600	4350	1.1	0.95	0.84	0.87	0.78	0.71	0.73	0.69	0.63			
	24.30	15	600	4350	0.98	0.81	0.72	0.75	0.67	0.61	0.63	0.59	0.54			
	29.25	12	600	4350	0.81	0.68	0.60	0.62	0.56	0.51	0.52	0.49	0.45			
1:3	4.95	61	530	2087	3.5	2.9	2.6	2.7	2.4	2.2	2.3	2.1	1.9	30	52	TT03
	6.95	43	600	2934	2.8	2.4	2.1	2.2	1.9	1.8	1.8	1.7	1.6			
	10.18	29	600	3592	1.9	1.6	1.4	1.5	1.3	1.2	1.2	1.2	1.1			
	13.78	22	600	4120	1.4	1.2	1.1	1.1	0.99	0.89	0.92	0.87	0.79			
	16.29	18	600	4350	1.2	1.0	0.90	0.93	0.83	0.76	0.78	0.73	0.67			
	20.86	14	600	4350	0.95	0.79	0.70	0.73	0.65	0.59	0.61	0.57	0.53			
	24.30	12	600	4350	0.81	0.68	0.60	0.63	0.56	0.51	0.52	0.49	0.45			
	29.25	10	600	4350	0.68	0.56	0.50	0.52	0.47	0.42	0.44	0.41	0.38			



Kasnak Oranı
Pulley Ratio
Übersetzung



Çıkış Devri (d/dak)
Output Speed (rpm)
Abtriebswelle Drehzahlen (upm)



Redüktör Ağırlığı (kg)
Gear Unit weight (kg)
Geetriebegeicht (kg)



Redüktör Çevrim Oranı (i)
Gear Unit Ratio (i)
Übersetzung (i)



Anma Momenti (Nm)
Nominal Torque (Nm)
Nenn Drehmomente (Nm)



Ölçü Sayfası
Gear Unit weight
Geetriebegeicht




İzin verilen giriş radyal yükü (N)
Permitted input overhung loads (N)
Zul. Eingangsquerkräfte (N)











TT Serisi Güç Devir Sayfaları

TT Series Performance Tables

TT Serien Leistung und Drehzahlübersicht



 n1=900 rpm					Müsaade Edilen En Yüksek Nominal Motor Güçleri [kW] <i>Permissible Highest Nominal Motor Powers [kW]</i> Erlaubte Höchste Nominale Motorleistungen [kW]									TT37		
 i	 i	 n₂	 M₂	 F_q	Darbesiz Çalışma Saati/Gün <i>Uniform Loads Hours/Day</i> Gleichförmige Belastung Std./Tag			Orta Darbeli Çalışma Saati/Gün <i>Moderate Loads Hours/Day</i> Ungleichförm. Belastung Std./Tag			Ağır Darbeli Çalışma Saati/Gün <i>Heavy Loads Hours/Day</i> Stark Ungleichförmige Std./Tag					Fiyat kodu <i>Price Code</i> Preis No
					8h (fs=1,00)	16h (fs=1,20)	24h (fs=1,35)	8h (fs=1,30)	16h (fs=1,45)	24h (fs=1,60)	8h (fs=1,55)	16h (fs=1,65)	24h (fs=1,80)			
1:1	4.46	202	685	1935	14.9	12.4	11.1	11.5	10.3	9.3	9.6	9.0	8.3	37	53	TT04
	6.50	138	820	2803	12.3	10.2	9.1	9.5	8.5	7.7	7.9	7.4	6.8			
	9.94	91	820	3967	8.1	6.7	6.0	6.2	5.6	5.0	5.2	4.9	4.5			
	13.02	69	820	4350	6.2	5.1	4.6	4.7	4.3	3.9	4.0	3.7	3.4			
	15.05	60	820	4350	5.3	4.5	4.0	4.1	3.7	3.3	3.4	3.2	3.0			
	19.53	46	820	4350	4.1	3.4	3.1	3.2	2.8	2.6	2.7	2.5	2.3			
	24.86	36	820	4350	3.2	2.7	2.4	2.5	2.2	2.0	2.1	2.0	1.8			
	28.13	32	820	4350	2.9	2.4	2.1	2.2	2.0	1.8	1.9	1.7	1.6			
1:1,5	4.46	135	773	2381	11.3	9.4	8.3	8.7	7.8	7.0	7.3	6.8	6.3	37	53	TT04
	6.50	92	820	3638	8.2	6.8	6.1	6.3	5.7	5.1	5.3	5.0	4.6			
	9.94	60	820	4350	5.4	4.5	4.0	4.1	3.7	3.4	3.5	3.3	3.0			
	13.02	46	820	4350	4.1	3.4	3.1	3.2	2.8	2.6	2.7	2.5	2.3			
	15.05	40	820	4350	3.6	3.0	2.6	2.7	2.5	2.2	2.3	2.2	2.0			
	19.53	31	820	4350	2.8	2.3	2.0	2.1	1.9	1.7	1.8	1.7	1.5			
	24.86	24	820	4350	2.2	1.8	1.6	1.7	1.5	1.4	1.4	1.3	1.2			
	28.13	21	820	4350	1.9	1.6	1.4	1.5	1.3	1.2	1.2	1.2	1.1			
1:2	4.46	101	820	2693	9.0	7.5	6.7	6.9	6.2	5.6	5.8	5.4	5.0	37	53	TT04
	6.50	69	820	4023	6.2	5.1	4.6	4.7	4.3	3.9	4.0	3.7	3.4			
	9.94	45	820	4350	4.0	3.4	3.0	3.1	2.8	2.5	2.6	2.5	2.2			
	13.02	35	820	4350	3.1	2.6	2.3	2.4	2.1	1.9	2.0	1.9	1.7			
	15.05	30	820	4350	2.7	2.2	2.0	2.1	1.8	1.7	1.7	1.6	1.5			
	19.53	23	820	4350	2.1	1.7	1.5	1.6	1.4	1.3	1.3	1.3	1.1			
	24.86	18	820	4350	1.6	1.4	1.2	1.3	1.1	1.0	1.0	0.99	0.90			
	28.13	16	820	4350	1.4	1.2	1.1	1.1	0.99	0.90	0.93	0.87	0.80			
1:2,5	4.46	81	820	3388	7.2	6.0	5.3	5.5	5.0	4.5	4.6	4.4	4.0	37	53	TT04
	6.50	55	820	4350	4.9	4.1	3.7	3.8	3.4	3.1	3.2	3.0	2.7			
	9.94	36	820	4350	3.2	2.7	2.4	2.5	2.2	2.0	2.1	2.0	1.8			
	13.02	28	820	4350	2.5	2.1	1.8	1.9	1.7	1.5	1.6	1.5	1.4			
	15.05	24	820	4350	2.1	1.8	1.6	1.7	1.5	1.3	1.4	1.3	1.2			
	19.53	18	820	4350	1.7	1.4	1.2	1.3	1.1	1.0	1.1	1.0	0.92			
	24.86	14	820	4350	1.3	1.1	0.96	1.00	0.90	0.81	0.84	0.79	0.72			
	28.13	13	820	4350	1.2	0.96	0.85	0.89	0.79	0.72	0.74	0.70	0.64			
1:3	4.46	67	820	3736	6.0	5.0	4.4	4.6	4.1	3.7	3.9	3.6	3.3	37	53	TT04
	6.50	46	820	4350	4.1	3.4	3.1	3.2	2.8	2.6	2.7	2.5	2.3			
	9.94	30	820	4350	2.7	2.2	2.0	2.1	1.9	1.7	1.7	1.6	1.5			
	13.02	23	820	4350	2.1	1.7	1.5	1.6	1.4	1.3	1.3	1.3	1.1			
	15.05	20	820	4350	1.8	1.5	1.3	1.4	1.2	1.1	1.2	1.1	0.99			
	19.53	15	820	4350	1.4	1.1	1.0	1.1	0.95	0.86	0.89	0.84	0.77			
	24.86	12	820	4350	1.1	0.90	0.80	0.83	0.75	0.68	0.70	0.66	0.60			
	28.13	11	820	4350	0.96	0.80	0.71	0.74	0.66	0.60	0.62	0.58	0.53			



Kasnak Oranı
Pulley Ratio
Übersetzung



Çıkış Devri (d/dak)
Output Speed (rpm)
Abtriebswelle Drehzahlen (upm)



Redüktör Ağırlığı (kg)
Gear Unit weight (kg)
Getriebegewicht (kg)



Redüktör Çevrim Oranı (i)
Gear Unit Ratio (i)
Übersetzung (i)



Anma Momenti (Nm)
Nominal Torque (Nm)
Nenn Drehmomente (Nm)



Ölçü Sayfası
Gear Unit weight
Getriebegewicht




İzin verilen giriş radyal yükü (N)
Permitted input overhung loads (N)
Zul. Eingangsquerkräfte (N)



TT Serisi Güç Devir Sayfaları

TT Series Performance Tables

TT Serien Leistung und Drehzahlübersicht



n1=900 rpm					Müsaade Edilen En Yüksek Nominal Motor Güçleri [kW] <i>Permissible Highest Nominal Motor Powers [kW]</i> Erlaubte Höchste Nominale Motorleistungen [kW]									TT47		
i	i	n2[rpm]	Ma[Nm]	Fqgv[N]	Darbesiz Çalışma Saati/Gün <i>Uniform Loads Hours/Day</i> Gleichförmige Belastung Std./Tag			Orta Darbeli Çalışma Saati/Gün <i>Moderate Loads Hours/Day</i> Ungleichförm. Belastung Std./Tag			Ağır Darbeli Çalışma Saati/Gün <i>Heavy Loads Hours/Day</i> Stark Ungleichförmige Std./Tag			kg	Fiyat kodu <i>Price Code</i> Preis No	
					8h (fs=1,00)	16h (fs=1,20)	24h (fs=1,35)	8h (fs=1,30)	16h (fs=1,45)	24h (fs=1,60)	8h (fs=1,55)	16h (fs=1,65)	24h (fs=1,80)			
1:1	4.97	181	1290	1911	25.2	21.0	18.7	19.4	17.4	15.8	16.3	15.3	14.0	52	54	TT05
	6.82	132	1430	3146	20.4	17.0	15.1	15.7	14.1	12.8	13.2	12.4	11.4			
	9.69	93	1550	4994	15.6	13.0	11.6	12.0	10.8	9.8	10.1	9.5	8.7			
	13.46	67	1550	5800	11.3	9.4	8.4	8.7	7.8	7.0	7.3	6.8	6.3			
	16.31	55	1550	5800	9.3	7.8	6.9	7.2	6.4	5.8	6.0	5.6	5.2			
	20.74	43	1550	5800	7.3	6.1	5.4	5.6	5.1	4.6	4.7	4.4	4.1			
	26.64	34	1550	5800	5.7	4.8	4.2	4.4	3.9	3.6	3.7	3.5	3.2			
	30.11	30	1550	5800	5.1	4.2	3.8	3.9	3.5	3.2	3.3	3.1	2.8			
1:1,5	4.97	121	1455	2424	19.0	15.8	14.1	14.6	13.1	11.9	12.3	11.5	10.6	52	54	TT05
	6.82	88	1530	4237	14.6	12.2	10.8	11.2	10.1	9.1	9.4	8.9	8.1			
	9.69	62	1550	5800	10.4	8.7	7.7	8.0	7.2	6.5	6.7	6.3	5.8			
	13.46	45	1550	5800	7.5	6.3	5.6	5.8	5.2	4.7	4.9	4.6	4.2			
	16.31	37	1550	5800	6.2	5.2	4.6	4.8	4.3	3.9	4.0	3.8	3.5			
	20.74	29	1550	5800	4.9	4.1	3.6	3.8	3.4	3.1	3.2	3.0	2.7			
	26.64	23	1550	5800	3.8	3.2	2.8	2.9	2.6	2.4	2.5	2.3	2.1			
	30.11	20	1550	5800	3.4	2.8	2.5	2.6	2.3	2.1	2.2	2.1	1.9			
1:2	4.97	90	1550	2769	15.2	12.7	11.3	11.7	10.5	9.5	9.8	9.2	8.5	52	54	TT05
	6.82	66	1550	5094	11.1	9.3	8.2	8.6	7.7	7.0	7.2	6.7	6.2			
	9.69	46	1550	5800	7.8	6.5	5.8	6.0	5.4	4.9	5.1	4.8	4.4			
	13.46	33	1550	5800	5.7	4.7	4.2	4.4	3.9	3.5	3.7	3.4	3.1			
	16.31	28	1550	5800	4.7	3.9	3.5	3.6	3.2	2.9	3.0	2.8	2.6			
	20.74	22	1550	5800	3.7	3.1	2.7	2.8	2.5	2.3	2.4	2.2	2.0			
	26.64	17	1550	5800	2.9	2.4	2.1	2.2	2.0	1.8	1.9	1.7	1.6			
	30.11	15	1550	5800	2.5	2.1	1.9	2.0	1.8	1.6	1.6	1.5	1.4			
1:2,5	4.97	72	1550	3722	12.2	10.2	9.0	9.4	8.4	7.6	7.9	7.4	6.8	52	54	TT05
	6.82	53	1550	5743	8.9	7.4	6.6	6.9	6.1	5.6	5.8	5.4	5.0			
	9.69	37	1550	5800	6.3	5.2	4.7	4.8	4.3	3.9	4.1	3.8	3.5			
	13.46	27	1550	5800	4.5	3.8	3.4	3.5	3.1	2.8	2.9	2.7	2.5			
	16.31	22	1550	5800	3.7	3.1	2.8	2.9	2.6	2.3	2.4	2.3	2.1			
	20.74	17	1550	5800	2.9	2.5	2.2	2.3	2.0	1.8	1.9	1.8	1.6			
	26.64	14	1550	5800	2.3	1.9	1.7	1.8	1.6	1.4	1.5	1.4	1.3			
	30.11	12	1550	5800	2.0	1.7	1.5	1.6	1.4	1.3	1.3	1.2	1.1			
1:3	4.97	60	1550	4199	10.2	8.5	7.5	7.8	7.0	6.4	6.6	6.2	5.6	52	54	TT05
	6.82	44	1550	5800	7.4	6.2	5.5	5.7	5.1	4.6	4.8	4.5	4.1			
	9.69	31	1550	5800	5.2	4.4	3.9	4.0	3.6	3.3	3.4	3.2	2.9			
	13.46	22	1550	5800	3.8	3.1	2.8	2.9	2.6	2.4	2.4	2.3	2.1			
	16.31	18	1550	5800	3.1	2.6	2.3	2.4	2.1	1.9	2.0	1.9	1.7			
	20.74	14	1550	5800	2.5	2.0	1.8	1.9	1.7	1.5	1.6	1.5	1.4			
	26.64	11	1550	5800	1.9	1.6	1.4	1.5	1.3	1.2	1.2	1.2	1.1			
	30.11	10	1550	5800	1.7	1.4	1.3	1.3	1.2	1.1	1.1	1.0	0.94			



Kasnak Oranı
Pulley Ratio
Übersetzung



Çıkış Devri (d/dak)
Output Speed (rpm)
Abtriebswelle Drehzahlen (upm)



Redüktör Ağırlığı (kg)
Gear Unit weight (kg)
Geetriebegeicht (kg)



Redüktör Çevrim Oranı (i)
Gear Unit Ratio (i)
Übersetzung (i)



Anma Momenti (Nm)
Nominal Torque (Nm)
Nenn Drehmomente (Nm)



Ölçü Sayfası
Gear Unit weight
Geetriebegeicht



İzin verilen giriş radyal yükü (N)
Permitted input overhung loads (N)
Zul. Eingangsquerkräfte (N)











TT Serisi Güç Devir Sayfaları

TT Series Performance Tables

TT Serien Leistung und Drehzahlübersicht



 n1=900 rpm					Müsaade Edilen En Yüksek Nominal Motor Güçleri [kW] <i>Permissible Highest Nominal Motor Powers [kW]</i> Erlaubte Höchste Nominale Motorleistungen [kW]									TT57		
					Darbesiz Çalışma Saati/Gün <i>Uniform Loads Hours/Day</i> Gleichförmige Belastung Std./Tag			Orta Darbeli Çalışma Saati/Gün <i>Moderate Loads Hours/Day</i> Ungleichförm. Belastung Std./Tag			Ağır Darbeli Çalışma Saati/Gün <i>Heavy Loads Hours/Day</i> Stark Ungleichförmige Std./Tag					Fiyat kodu <i>Price Code</i> Preis No
					8h (fs=1,00)	16h (fs=1,20)	24h (fs=1,35)	8h (fs=1,30)	16h (fs=1,45)	24h (fs=1,60)	8h (fs=1,55)	16h (fs=1,65)	24h (fs=1,80)			
1:1	5.26	171	2570	2986	47.4	39.5	35.1	36.4	32.7	29.6	30.5	28.7	26.3	102	55	TT06
	6.78	133	2800	4380	40.1	33.4	29.7	30.9	27.7	25.1	25.9	24.3	22.3			
	10.69	84	3000	7819	27.3	22.8	20.2	21.0	18.8	17.1	17.6	16.6	15.2			
	12.16	74	3000	8300	24.0	20.0	17.8	18.5	16.6	15.0	15.5	14.6	13.4			
	16.03	56	3000	8300	18.3	15.2	13.5	14.1	12.6	11.4	11.8	11.1	10.2			
	21.89	41	3000	8300	13.4	11.2	9.9	10.3	9.2	8.4	8.6	8.1	7.4			
	24.56	37	3000	8300	12.0	10.0	8.9	9.2	8.2	7.5	7.7	7.2	6.6			
	29.52	30	3000	8300	10.0	8.3	7.4	7.7	6.9	6.2	6.4	6.0	5.5			
1:1,5	5.26	114	2860	4705	35.2	29.4	26.1	27.1	24.3	22.0	22.7	21.4	19.6	102	55	TT06
	6.78	88	2975	6478	28.5	23.8	21.1	21.9	19.7	17.8	18.4	17.3	15.8			
	10.69	56	3000	8300	18.3	15.2	13.5	14.1	12.6	11.4	11.8	11.1	10.1			
	12.16	49	3000	8300	16.1	13.4	11.9	12.4	11.1	10.0	10.4	9.7	8.9			
	16.03	37	3000	8300	12.2	10.2	9.1	9.4	8.4	7.6	7.9	7.4	6.8			
	21.89	27	3000	8300	9.0	7.5	6.6	6.9	6.2	5.6	5.8	5.4	5.0			
	24.56	24	3000	8300	8.0	6.7	5.9	6.1	5.5	5.0	5.2	4.8	4.4			
	29.52	20	3000	8300	6.7	5.5	4.9	5.1	4.6	4.2	4.3	4.0	3.7			
1:2	5.26	85	3000	5478	27.8	23.1	20.6	21.4	19.2	17.4	17.9	16.8	15.4	102	55	TT06
	6.78	66	3000	7496	21.6	18.0	16.0	16.6	14.9	13.5	13.9	13.1	12.0			
	10.69	42	3000	8300	13.7	11.4	10.2	10.6	9.5	8.6	8.9	8.3	7.6			
	12.16	37	3000	8300	12.1	10.1	8.9	9.3	8.3	7.5	7.8	7.3	6.7			
	16.03	28	3000	8300	9.2	7.7	6.8	7.1	6.3	5.7	5.9	5.6	5.1			
	21.89	21	3000	8300	6.7	5.6	5.0	5.2	4.6	4.2	4.3	4.1	3.7			
	24.56	18	3000	8300	6.0	5.0	4.4	4.6	4.1	3.8	3.9	3.6	3.3			
	29.52	15	3000	8300	5.0	4.2	3.7	3.8	3.4	3.1	3.2	3.0	2.8			
1:2,5	5.26	68	3000	6929	22.3	18.6	16.5	17.1	15.4	13.9	14.4	13.5	12.4	102	55	TT06
	6.78	53	3000	8300	17.3	14.4	12.8	13.3	11.9	10.8	11.2	10.5	9.6			
	10.69	34	3000	8300	11.0	9.2	8.1	8.5	7.6	6.9	7.1	6.7	6.1			
	12.16	30	3000	8300	9.7	8.1	7.2	7.4	6.7	6.0	6.2	5.9	5.4			
	16.03	22	3000	8300	7.4	6.1	5.5	5.7	5.1	4.6	4.7	4.5	4.1			
	21.89	16	3000	8300	5.4	4.5	4.0	4.1	3.7	3.4	3.5	3.3	3.0			
	24.56	15	3000	8300	4.8	4.0	3.6	3.7	3.3	3.0	3.1	2.9	2.7			
	29.52	12	3000	8300	4.0	3.3	3.0	3.1	2.8	2.5	2.6	2.4	2.2			
1:3	5.26	57	3000	7655	18.6	15.5	13.7	14.3	12.8	11.6	12.0	11.2	10.3	102	55	TT06
	6.78	44	3000	8300	14.4	12.0	10.7	11.1	10.0	9.0	9.3	8.7	8.0			
	10.69	28	3000	8300	9.2	7.6	6.8	7.0	6.3	5.7	5.9	5.6	5.1			
	12.16	25	3000	8300	8.1	6.7	6.0	6.2	5.6	5.0	5.2	4.9	4.5			
	16.03	19	3000	8300	6.1	5.1	4.5	4.7	4.2	3.8	4.0	3.7	3.4			
	21.89	14	3000	8300	4.5	3.7	3.3	3.5	3.1	2.8	2.9	2.7	2.5			
	24.56	12	3000	8300	4.0	3.3	3.0	3.1	2.8	2.5	2.6	2.4	2.2			
	29.52	10	3000	8300	3.3	2.8	2.5	2.6	2.3	2.1	2.2	2.0	1.9			



Kasnak Oranı
Pulley Ratio
Übersetzung



Çıkış Devri (d/dak)
Output Speed (rpm)
Abtriebswelle Drehzahlen (upm)



Redüktör Ağırlığı (kg)
Gear Unit weight (kg)
Getriebegewicht (kg)



Redüktör Çevrim Oranı (i)
Gear Unit Ratio (i)
Übersetzung (i)



Anma Momenti (Nm)
Nominal Torque (Nm)
Nenn Drehmomente (Nm)



Ölçü Sayfası
Gear Unit weight
Getriebegewicht




İzin verilen giriş radyal yükü (N)
Permitted input overhung loads (N)
Zul. Eingangsquerkräfte (N)






TT Serisi Güç Devir Sayfaları

TT Series Performance Tables

TT Serien Leistung und Drehzahlübersicht



 n1=900 rpm					Müsaade Edilen En Yüksek Nominal Motor Güçleri [kW] <i>Permissible Highest Nominal Motor Powers [kW]</i> Erlaubte Höchste Nominale Motorleistungen [kW]									TT67		
i	i	n2[rpm]	Ma[Nm]	Fqgv[N]	Darbesiz Çalışma Saati/Gün <i>Uniform Loads Hours/Day</i> Gleichförmige Belastung Std./Tag			Orta Darbeli Çalışma Saati/Gün <i>Moderate Loads Hours/Day</i> Ungleichförm. Belastung Std./Tag			Ağır Darbeli Çalışma Saati/Gün <i>Heavy Loads Hours/Day</i> Stark Ungleichförmige Std./Tag					Fiyat kodu <i>Price Code</i> Preis No
					8h (fs=1,00)	16h (fs=1,20)	24h (fs=1,35)	8h (fs=1,30)	16h (fs=1,45)	24h (fs=1,60)	8h (fs=1,55)	16h (fs=1,65)	24h (fs=1,80)			
1:1	5.02	179	3220	3194	62.2	51.8	46.1	47.8	42.9	38.9	40.1	37.7	34.6	142	56	TT07
	6.73	134	3710	4793	53.4	44.5	39.6	41.1	36.9	33.4	34.5	32.4	29.7			
	10.64	85	4300	8700	39.3	32.8	29.1	30.2	27.1	24.6	25.4	23.8	21.8			
	12.74	71	4300	8700	32.9	27.4	24.3	25.3	22.7	20.5	21.2	19.9	18.3			
	14.29	63	4300	8700	29.3	24.4	21.7	22.6	20.2	18.3	18.9	17.8	16.3			
	20.89	43	4300	8700	20.1	16.8	14.9	15.5	13.9	12.6	13.0	12.2	11.2			
	24.13	37	4300	8700	17.5	14.6	12.9	13.4	12.0	10.9	11.3	10.6	9.7			
	31.19	29	4300	8700	13.5	11.3	10.0	10.4	9.3	8.4	8.7	8.2	7.5			
1:1,5	5.02	120	3575	4735	46.2	38.5	34.2	35.5	31.9	28.9	29.8	28.0	25.7	142	56	TT07
	6.73	89	3830	7147	36.9	30.8	27.3	28.4	25.4	23.1	23.8	22.4	20.5			
	10.64	56	4300	8700	26.3	21.9	19.5	20.2	18.1	16.4	17.0	15.9	14.6			
	12.74	47	4300	8700	22.0	18.3	16.3	16.9	15.1	13.7	14.2	13.3	12.2			
	14.29	42	4300	8700	19.6	16.3	14.5	15.1	13.5	12.3	12.6	11.9	10.9			
	20.89	29	4300	8700	13.5	11.2	10.0	10.4	9.3	8.4	8.7	8.2	7.5			
	24.13	25	4300	8700	11.7	9.7	8.6	9.0	8.0	7.3	7.5	7.1	6.5			
	31.19	19	4300	8700	9.0	7.5	6.7	6.9	6.2	5.6	5.8	5.5	5.0			
1:2	5.02	90	3750	5601	36.4	30.3	27.0	28.0	25.1	22.8	23.5	22.1	20.2	142	56	TT07
	6.73	67	3830	8700	27.7	23.1	20.5	21.3	19.1	17.3	17.9	16.8	15.4			
	10.64	42	4300	8700	19.7	16.5	14.6	15.2	13.6	12.3	12.7	12.0	11.0			
	12.74	35	4300	8700	16.5	13.8	12.2	12.7	11.4	10.3	10.6	10.0	9.2			
	14.29	31	4300	8700	14.7	12.3	10.9	11.3	10.2	9.2	9.5	8.9	8.2			
	20.89	22	4300	8700	10.1	8.4	7.5	7.8	7.0	6.3	6.5	6.1	5.6			
	24.13	19	4300	8700	8.8	7.3	6.5	6.7	6.0	5.5	5.7	5.3	4.9			
	31.19	14	4300	8700	6.8	5.7	5.0	5.2	4.7	4.2	4.4	4.1	3.8			
1:2,5	5.02	72	3750	7308	29.2	24.3	21.6	22.4	20.1	18.2	18.8	17.7	16.2	142	56	TT07
	6.73	53	3830	8700	22.2	18.5	16.5	17.1	15.3	13.9	14.3	13.5	12.3			
	10.64	34	4300	8700	15.8	13.2	11.7	12.2	10.9	9.9	10.2	9.6	8.8			
	12.74	28	4300	8700	13.2	11.0	9.8	10.2	9.1	8.3	8.5	8.0	7.3			
	14.29	25	4300	8700	11.8	9.8	8.7	9.1	8.1	7.4	7.6	7.2	6.6			
	20.89	17	4300	8700	8.1	6.7	6.0	6.2	5.6	5.1	5.2	4.9	4.5			
	24.13	15	4300	8700	7.0	5.9	5.2	5.4	4.8	4.4	4.5	4.3	3.9			
	31.19	12	4300	8700	5.4	4.5	4.0	4.2	3.7	3.4	3.5	3.3	3.0			
1:3	5.02	60	3750	8162	24.3	20.3	18.0	18.7	16.8	15.2	15.7	14.7	13.5	142	56	TT07
	6.73	45	3830	8700	18.5	15.4	13.7	14.2	12.8	11.6	11.9	11.2	10.3			
	10.64	28	4300	8700	13.2	11.0	9.8	10.1	9.1	8.2	8.5	8.0	7.3			
	12.74	24	4300	8700	11.0	9.2	8.2	8.5	7.6	6.9	7.1	6.7	6.1			
	14.29	21	4300	8700	9.8	8.2	7.3	7.6	6.8	6.1	6.3	6.0	5.5			
	20.89	14	4300	8700	6.7	5.6	5.0	5.2	4.7	4.2	4.4	4.1	3.7			
	24.13	12	4300	8700	5.9	4.9	4.3	4.5	4.0	3.7	3.8	3.5	3.3			
	31.19	10	4300	8700	4.5	3.8	3.4	3.5	3.1	2.8	2.9	2.7	2.5			



Kasnak Oranı
Pulley Ratio
Übersetzung



Çıkış Devri (d/dak)
Output Speed (rpm)
Abtriebswelle Drehzahlen (upm)



Redüktör Ağırlığı (kg)
Gear Unit weight (kg)
Geetriebegeicht (kg)



Redüktör Çevrim Oranı (i)
Gear Unit Ratio (i)
Übersetzung (i)



Anma Momenti (Nm)
Nominal Torque (Nm)
Nenn Drehmomente (Nm)



Ölçü Sayfası
Gear Unit weight
Geetriebegeicht



İzin verilen giriş radyal yükü (N)
Permitted input overhung loads (N)
Zul. Eingangsquerkräfte (N)











TT Serisi Güç Devir Sayfaları

TT Series Performance Tables

TT Serien Leistung und Drehzahlübersicht



 n1=900 rpm					Müsaade Edilen En Yüksek Nominal Motor Güçleri [kW] <i>Permissible Highest Nominal Motor Powers [kW]</i> Erlaubte Höchste Nominale Motorleistungen [kW]									TT77		
					Darbesiz Çalışma Saati/Gün <i>Uniform Loads Hours/Day</i> Gleichförmige Belastung Std./Tag			Orta Darbeli Çalışma Saati/Gün <i>Moderate Loads Hours/Day</i> Ungleichförm. Belastung Std./Tag			Ağır Darbeli Çalışma Saati/Gün <i>Heavy Loads Hours/Day</i> Stark Ungleichförmige Std./Tag					Fiyat kodu <i>Price Code</i> Preis No
					8h (fs=1,00)	16h (fs=1,20)	24h (fs=1,35)	8h (fs=1,30)	16h (fs=1,45)	24h (fs=1,60)	8h (fs=1,55)	16h (fs=1,65)	24h (fs=1,80)			
1:1	5.06	178	5830	3264	111.5	92.9	82.6	85.8	76.9	69.7	71.9	67.6	61.9	232	57	TT08
	6.97	129	6750	5530	93.8	78.2	69.5	72.2	64.7	58.6	60.5	56.9	52.1			
	10.62	85	8000	13350	73.2	61.0	54.2	56.3	50.5	45.7	47.2	44.4	40.7			
	12.87	70	8000	13350	60.4	50.4	44.8	46.5	41.7	37.8	39.0	36.6	33.6			
	14.33	63	8000	13350	54.3	45.3	40.2	41.8	37.5	34.0	35.0	32.9	30.2			
	20.57	44	8000	13350	38.0	31.7	28.1	29.2	26.2	23.7	24.5	23.0	21.1			
	23.63	38	8000	13350	33.1	27.6	24.5	25.5	22.8	20.7	21.4	20.1	18.4			
	29.99	30	8000	13350	26.1	21.8	19.3	20.1	18.0	16.3	16.8	15.8	14.5			
1:1,5	5.06	119	6450	5603	82.5	68.8	61.1	63.5	56.9	51.6	53.2	50.0	45.8	232	57	TT08
	6.97	86	6750	9701	62.7	52.3	46.5	48.3	43.3	39.2	40.5	38.0	34.9			
	10.62	56	8000	13350	48.9	40.8	36.3	37.6	33.8	30.6	31.6	29.7	27.2			
	12.87	47	8000	13350	40.4	33.7	29.9	31.1	27.9	25.3	26.1	24.5	22.5			
	14.33	42	8000	13350	36.3	30.3	26.9	27.9	25.0	22.7	23.4	22.0	20.2			
	20.57	29	8000	13350	25.4	21.2	18.8	19.5	17.5	15.9	16.4	15.4	14.1			
	23.63	25	8000	13350	22.1	18.5	16.4	17.0	15.3	13.8	14.3	13.4	12.3			
	29.99	20	8000	13350	17.5	14.5	12.9	13.4	12.0	10.9	11.3	10.6	9.7			
1:2	5.06	89	6750	7606	64.9	54.1	48.1	49.9	44.7	40.5	41.9	39.3	36.0	232	57	TT08
	6.97	65	6750	12253	47.1	39.3	34.9	36.3	32.5	29.5	30.4	28.6	26.2			
	10.62	42	8000	13350	36.8	30.6	27.2	28.3	25.4	23.0	23.7	22.3	20.4			
	12.87	35	8000	13350	30.4	25.3	22.5	23.4	20.9	19.0	19.6	18.4	16.9			
	14.33	31	8000	13350	27.3	22.7	20.2	21.0	18.8	17.1	17.6	16.5	15.2			
	20.57	22	8000	13350	19.1	15.9	14.1	14.7	13.2	11.9	12.3	11.6	10.6			
	23.63	19	8000	13350	16.6	13.9	12.3	12.8	11.5	10.4	10.7	10.1	9.2			
	29.99	15	8000	13350	13.1	10.9	9.7	10.1	9.0	8.2	8.5	7.9	7.3			
1:2,5	5.06	71	6750	10163	52.0	43.3	38.5	40.0	35.9	32.5	33.5	31.5	28.9	232	57	TT08
	6.97	52	6750	13350	37.8	31.5	28.0	29.1	26.1	23.6	24.4	22.9	21.0			
	10.62	34	8000	13350	29.5	24.6	21.8	22.7	20.3	18.4	19.0	17.9	16.4			
	12.87	28	8000	13350	24.3	20.3	18.0	18.7	16.8	15.2	15.7	14.7	13.5			
	14.33	25	8000	13350	21.9	18.2	16.2	16.8	15.1	13.7	14.1	13.3	12.1			
	20.57	18	8000	13350	15.3	12.7	11.3	11.8	10.5	9.6	9.9	9.3	8.5			
	23.63	15	8000	13350	13.3	11.1	9.9	10.2	9.2	8.3	8.6	8.1	7.4			
	29.99	12	8000	13350	10.5	8.7	7.8	8.1	7.2	6.6	6.8	6.4	5.8			
1:3	5.06	59	6750	11442	43.3	36.1	32.1	33.3	29.9	27.1	28.0	26.3	24.1	232	57	TT08
	6.97	43	6750	13350	31.5	26.2	23.3	24.2	21.7	19.7	20.3	19.1	17.5			
	10.62	28	8000	13350	24.6	20.5	18.2	18.9	16.9	15.3	15.8	14.9	13.6			
	12.87	23	8000	13350	20.3	16.9	15.0	15.6	14.0	12.7	13.1	12.3	11.3			
	14.33	21	8000	13350	18.2	15.2	13.5	14.0	12.6	11.4	11.8	11.0	10.1			
	20.57	15	8000	13350	12.7	10.6	9.4	9.8	8.8	8.0	8.2	7.7	7.1			
	23.63	13	8000	13350	11.1	9.3	8.2	8.5	7.7	6.9	7.2	6.7	6.2			
	29.99	10	8000	13350	8.7	7.3	6.5	6.7	6.0	5.5	5.6	5.3	4.9			



Kasnak Oranı
Pulley Ratio
Übersetzung



Çıkış Devri (d/dak)
Output Speed (rpm)
Abtriebswelle Drehzahlen (upm)



Redüktör Ağırlığı (kg)
Gear Unit weight (kg)
Getriebegewicht (kg)



Redüktör Çevrim Oranı (i)
Gear Unit Ratio (i)
Übersetzung (i)



Anma Momenti (Nm)
Nominal Torque (Nm)
Nenn Drehmomente (Nm)



Ölçü Sayfası
Gear Unit weight
Getriebegewicht



İzin verilen giriş radyal yükü (N)
Permitted input overhung loads (N)
Zul. Eingangsquerkräfte (N)






TT Serisi Güç Devir Sayfaları

TT Series Performance Tables

TT Serien Leistung und Drehzahlübersicht



 n1=900 rpm					Müsaade Edilen En Yüksek Nominal Motor Güçleri [kW] <i>Permissible Highest Nominal Motor Powers [kW]</i> Erlaubte Höchste Nominale Motorleistungen [kW]									TT87		
i	i	n2[rpm]	Ma[Nm]	Fqgv[N]	Darbesiz Çalışma Saati/Gün <i>Uniform Loads Hours/Day</i> Gleichförmige Belastung Std./Tag			Orta Darbeli Çalışma Saati/Gün <i>Moderate Loads Hours/Day</i> Ungleichförm. Belastung Std./Tag			Ağır Darbeli Çalışma Saati/Gün <i>Heavy Loads Hours/Day</i> Stark Ungleichförmige Std./Tag					Fiyat kodu <i>Price Code</i> Preis No
					8h (fs=1,00)	16h (fs=1,20)	24h (fs=1,35)	8h (fs=1,30)	16h (fs=1,45)	24h (fs=1,60)	8h (fs=1,55)	16h (fs=1,65)	24h (fs=1,80)			
1:1	5.07	177	7770	5181	148.0	123.3	109.6	113.8	102.1	92.5	95.5	89.7	82.2	375	58	TT09
	7.16	126	10580	4953	143.1	119.3	106.0	110.1	98.7	89.5	92.3	86.7	79.5			
	9.98	90	12980	16438	126.1	105.1	93.4	97.0	87.0	78.8	81.4	76.4	70.1			
	12.50	72	13000	18867	101.0	84.2	74.8	77.7	69.7	63.1	65.2	61.2	56.1			
	15.98	56	13000	21289	79.2	66.0	58.7	60.9	54.6	49.5	51.1	48.0	44.0			
	20.88	43	13000	21700	60.7	50.6	44.9	46.7	41.8	37.9	39.1	36.8	33.7			
	23.42	38	13000	21700	54.2	45.1	40.1	41.7	37.3	33.8	34.9	32.8	30.1			
	30.29	30	13000	21700	42.0	35.0	31.1	32.3	29.0	26.2	27.1	25.5	23.3			
1:1,5	5.07	118	7770	9942	99.0	82.5	73.3	76.1	68.3	61.9	63.8	60.0	55.0	375	58	TT09
	7.16	84	10980	9201	99.3	82.8	73.6	76.4	68.5	62.1	64.1	60.2	55.2			
	9.98	60	13000	20024	84.4	70.4	62.6	65.0	58.2	52.8	54.5	51.2	46.9			
	12.50	48	13000	21700	67.5	56.3	50.0	52.0	46.6	42.2	43.6	40.9	37.5			
	15.98	38	13000	21700	52.9	44.1	39.2	40.7	36.5	33.1	34.2	32.1	29.4			
	20.88	29	13000	21700	40.6	33.8	30.0	31.2	28.0	25.4	26.2	24.6	22.5			
	23.42	26	13000	21700	36.2	30.2	26.8	27.9	25.0	22.6	23.4	21.9	20.1			
	30.29	20	13000	21700	28.1	23.4	20.8	21.6	19.4	17.5	18.1	17.0	15.6			
1:2	5.07	89	7770	12854	74.4	62.0	55.1	57.2	51.3	46.5	48.0	45.1	41.3	375	58	TT09
	7.16	63	10980	12463	74.6	62.2	55.3	57.4	51.5	46.7	48.2	45.2	41.5			
	9.98	45	13000	21700	63.4	52.9	47.0	48.8	43.8	39.7	40.9	38.5	35.2			
	12.50	36	13000	21700	50.7	42.3	37.6	39.0	35.0	31.7	32.7	30.8	28.2			
	15.98	28	13000	21700	39.8	33.1	29.5	30.6	27.4	24.9	25.7	24.1	22.1			
	20.88	22	13000	21700	30.5	25.4	22.6	23.4	21.0	19.0	19.7	18.5	16.9			
	23.42	19	13000	21700	27.2	22.7	20.1	20.9	18.8	17.0	17.5	16.5	15.1			
	30.29	15	13000	21700	21.1	17.6	15.6	16.2	14.5	13.2	13.6	12.8	11.7			
1:2,5	5.07	71	7770	16108	59.6	49.7	44.1	45.8	41.1	37.2	38.4	36.1	33.1	375	58	TT09
	7.16	50	10980	16112	59.8	49.9	44.3	46.0	41.3	37.4	38.6	36.3	33.2			
	9.98	36	13000	21700	50.8	42.4	37.7	39.1	35.1	31.8	32.8	30.8	28.2			
	12.50	29	13000	21700	40.7	33.9	30.1	31.3	28.0	25.4	26.2	24.6	22.6			
	15.98	23	13000	21700	31.9	26.6	23.6	24.5	22.0	19.9	20.6	19.3	17.7			
	20.88	17	13000	21700	24.4	20.3	18.1	18.8	16.8	15.3	15.8	14.8	13.6			
	23.42	15	13000	21700	21.8	18.2	16.1	16.8	15.0	13.6	14.1	13.2	12.1			
	30.29	12	13000	21700	16.9	14.1	12.5	13.0	11.6	10.6	10.9	10.2	9.4			
1:3	5.07	59	7770	17735	49.7	41.4	36.8	38.2	34.3	31.0	32.0	30.1	27.6	375	58	TT09
	7.16	42	10980	17937	49.9	41.5	36.9	38.3	34.4	31.2	32.2	30.2	27.7			
	9.98	30	13000	21700	42.4	35.3	31.4	32.6	29.2	26.5	27.3	25.7	23.5			
	12.50	24	13000	21700	33.9	28.2	25.1	26.1	23.4	21.2	21.9	20.5	18.8			
	15.98	19	13000	21700	26.6	22.1	19.7	20.4	18.3	16.6	17.1	16.1	14.8			
	20.88	14	13000	21700	20.3	17.0	15.1	15.7	14.0	12.7	13.1	12.3	11.3			
	23.42	13	13000	21700	18.2	15.1	13.5	14.0	12.5	11.3	11.7	11.0	10.1			
	30.29	10	13000	21700	14.1	11.7	10.4	10.8	9.7	8.8	9.1	8.5	7.8			



Kasnak Oranı
Pulley Ratio
Übersetzung



Çıkış Devri (d/dak)
Output Speed (rpm)
Abtriebswelle Drehzahlen (upm)



Redüktör Ağırlığı (kg)
Gear Unit weight (kg)
Geetriebegeicht (kg)



Redüktör Çevrim Oranı (i)
Gear Unit Ratio (i)
Übersetzung (i)



Anma Momenti (Nm)
Nominal Torque (Nm)
Nenn Drehmomente (Nm)



Ölçü Sayfası
Gear Unit weight
Geetriebegeicht



İzin verilen giriş radyal yükü (N)
Permitted input overhung loads (N)
Zul. Eingangsquerkräfte (N)




TT Serisi Güç Devir Sayfaları

TT Series Performance Tables

TT Serien Leistung und Drehzahlübersicht



 n1=900 rpm					Müsaade Edilen En Yüksek Nominal Motor Güçleri [kW] <i>Permissible Highest Nominal Motor Powers [kW]</i> Erlaubte Höchste Nominale Motorleistungen [kW]									TT97		
i	i	n2[rpm]	Ma[Nm]	F _{qgv} [N]	Darbesiz Çalışma Saati/Gün <i>Uniform Loads Hours/Day</i> Gleichförmige Belastung Std./Tag			Orta Darbeli Çalışma Saati/Gün <i>Moderate Loads Hours/Day</i> Ungleichförm. Belastung Std./Tag			Ağır Darbeli Çalışma Saati/Gün <i>Heavy Loads Hours/Day</i> Stark Ungleichförmige Std./Tag			kg	kg	Fiyat kodu <i>Price Code</i> Preis No
					8h (fs=1,00)	16h (fs=1,20)	24h (fs=1,35)	8h (fs=1,30)	16h (fs=1,45)	24h (fs=1,60)	8h (fs=1,55)	16h (fs=1,65)	24h (fs=1,80)			
1:1	6.34	142	13940	4385	212.6	177.1	157.4	163.5	146.6	132.8	137.1	128.8	118.1	505	59	TT10
	7.05	128	15510	2910	212.6	177.2	157.5	163.6	146.7	132.9	137.2	128.9	118.1			
	12.22	74	18000	23114	142.9	119.1	105.9	109.9	98.6	89.3	92.2	86.6	79.4			
	13.61	66	18000	24440	128.5	107.1	95.2	98.8	88.6	80.3	82.9	77.9	71.4			
	15.23	59	18000	25841	114.9	95.8	85.1	88.4	79.3	71.8	74.1	69.6	63.8			
	19.70	46	18000	29068	89.0	74.1	65.9	68.4	61.4	55.6	57.4	53.9	49.4			
	24.42	37	18000	31864	71.9	59.9	53.3	55.3	49.6	45.0	46.4	43.6	40.0			
	31.36	29	18000	32500	56.2	46.8	41.6	43.2	38.7	35.1	36.2	34.0	31.2			
1:1,5	6.34	95	13940	11060	142.1	118.4	105.3	109.3	98.0	88.8	91.7	86.1	79.0	505	59	TT10
	7.05	85	15510	9836	142.2	118.5	105.3	109.4	98.1	88.9	91.7	86.2	79.0			
	12.22	49	18000	27668	95.6	79.6	70.8	73.5	65.9	59.7	61.6	57.9	53.1			
	13.61	44	18000	29160	85.9	71.6	63.6	66.1	59.3	53.7	55.4	52.1	47.7			
	15.23	39	18000	30744	76.8	64.0	56.9	59.1	53.0	48.0	49.6	46.6	42.7			
	19.70	30	18000	32500	59.5	49.6	44.1	45.8	41.0	37.2	38.4	36.1	33.0			
	24.42	25	18000	32500	48.1	40.1	35.6	37.0	33.2	30.1	31.0	29.1	26.7			
	31.36	19	18000	32500	37.6	31.3	27.8	28.9	25.9	23.5	24.2	22.8	20.9			
1:2	6.34	71	13940	15144	106.8	89.0	79.1	82.2	73.7	66.7	68.9	64.7	59.3	505	59	TT10
	7.05	64	15510	14073	106.8	89.0	79.1	82.2	73.7	66.8	68.9	64.8	59.4			
	12.22	37	18000	30453	71.8	59.8	53.2	55.2	49.5	44.9	46.3	43.5	39.9			
	13.61	33	18000	32047	64.6	53.8	47.8	49.7	44.5	40.3	41.6	39.1	35.9			
	15.23	30	18000	32500	57.7	48.1	42.8	44.4	39.8	36.1	37.2	35.0	32.1			
	19.70	23	18000	32500	44.7	37.2	33.1	34.4	30.8	27.9	28.8	27.1	24.8			
	24.42	18	18000	32500	36.1	30.1	26.8	27.8	24.9	22.6	23.3	21.9	20.1			
	31.36	14	18000	32500	28.2	23.5	20.9	21.7	19.5	17.6	18.2	17.1	15.7			
1:2,5	6.34	57	13940	19711	85.6	71.3	63.4	65.8	59.0	53.5	55.2	51.9	47.6	505	59	TT10
	7.05	51	15510	18813	85.6	71.4	63.4	65.9	59.1	53.5	55.2	51.9	47.6			
	12.22	29	18000	32500	57.5	47.9	42.6	44.3	39.7	36.0	37.1	34.9	32.0			
	13.61	26	18000	32500	51.7	43.1	38.3	39.8	35.7	32.3	33.4	31.4	28.7			
	15.23	24	18000	32500	46.3	38.6	34.3	35.6	31.9	28.9	29.8	28.0	25.7			
	19.70	18	18000	32500	35.8	29.8	26.5	27.5	24.7	22.4	23.1	21.7	19.9			
	24.42	15	18000	32500	28.9	24.1	21.4	22.3	20.0	18.1	18.7	17.5	16.1			
	31.36	11	18000	32500	22.6	18.8	16.7	17.4	15.6	14.1	14.6	13.7	12.6			
1:3	6.34	47	13940	21994	71.3	59.4	52.8	54.9	49.2	44.6	46.0	43.2	39.6	505	59	TT10
	7.05	43	15510	21183	71.4	59.5	52.9	54.9	49.2	44.6	46.0	43.3	39.6			
	12.22	25	18000	32500	47.9	40.0	35.5	36.9	33.1	30.0	30.9	29.1	26.6			
	13.61	22	18000	32500	43.1	35.9	31.9	33.2	29.7	26.9	27.8	26.1	23.9			
	15.23	20	18000	32500	38.6	32.1	28.6	29.7	26.6	24.1	24.9	23.4	21.4			
	19.70	15	18000	32500	29.8	24.9	22.1	23.0	20.6	18.6	19.3	18.1	16.6			
	24.42	12	18000	32500	24.1	20.1	17.9	18.6	16.6	15.1	15.6	14.6	13.4			
	31.36	10	18000	32500	18.8	15.7	13.9	14.5	13.0	11.8	12.1	11.4	10.5			



Kasnak Oranı
Pulley Ratio
Übersetzung



Çıkış Devri (d/dak)
Output Speed (rpm)
Abtriebswelle Drehzahlen (upm)



Redüktör Ağırlığı (kg)
Gear Unit weight (kg)
Getriebegewicht (kg)



Redüktör Çevrim Oranı (i)
Gear Unit Ratio (i)
Übersetzung (i)



Anma Momenti (Nm)
Nominal Torque (Nm)
Nenn Drehmomente (Nm)



Ölçü Sayfası
Gear Unit weight
Getriebegewicht



İzin verilen giriş radyal yükü (N)
Permitted input overhung loads (N)
Zul. Eingangsquerkräfte (N)











TT Serisi Güç Devir Sayfaları

TT Series Performance Tables

TT Serien Leistung und Drehzahlübersicht



 n1=1400 rpm					Müsaade Edilen En Yüksek Nominal Motor Güçleri [kW] <i>Permissible Highest Nominal Motor Powers [kW]</i> Erlaubte Höchste Nominale Motorleistungen [kW]									TT17		
i	i	n2[rpm]	Ma[Nm]	Fqgv[N]	Darbesiz Çalışma Saati/Gün <i>Uniform Loads Hours/Day</i> Gleichförmige Belastung Std./Tag			Orta Darbeli Çalışma Saati/Gün <i>Moderate Loads Hours/Day</i> Ungleichförm. Belastung Std./Tag			Ağır Darbeli Çalışma Saati/Gün <i>Heavy Loads Hours/Day</i> Stark Ungleichförmige Std./Tag			kg	Fiyat kodu <i>Price Code</i> Preis No	
					8h (fs=1,00)	16h (fs=1,20)	24h (fs=1,35)	8h (fs=1,30)	16h (fs=1,45)	24h (fs=1,60)	8h (fs=1,55)	16h (fs=1,65)	24h (fs=1,80)			
1:1	4.86	288	160	1390	5.0	4.2	3.7	3.8	3.4	3.1	3.2	3.0	2.8	13	50	TT01
	6.67	210	200	1713	4.5	3.8	3.4	3.5	3.1	2.8	2.9	2.8	2.5			
	9.54	147	200	2031	3.2	2.7	2.4	2.5	2.2	2.0	2.1	1.9	1.8			
	13.19	106	200	2330	2.3	1.9	1.7	1.8	1.6	1.4	1.5	1.4	1.3			
	15.18	92	200	2465	2.0	1.7	1.5	1.5	1.4	1.3	1.3	1.2	1.1			
	19.04	74	200	2690	1.6	1.3	1.2	1.2	1.1	1.0	1.0	0.97	0.89			
	25.24	55	200	2700	1.2	1.0	0.90	0.94	0.84	0.76	0.79	0.74	0.68			
	29.67	47	200	2700	1.0	0.86	0.77	0.80	0.72	0.65	0.67	0.63	0.58			
1:1,5	4.86	192	185	1608	3.9	3.2	2.9	3.0	2.7	2.4	2.5	2.3	2.1	13	50	TT01
	6.67	140	200	2033	3.0	2.5	2.3	2.3	2.1	1.9	2.0	1.8	1.7			
	9.54	98	200	2392	2.1	1.8	1.6	1.6	1.5	1.3	1.4	1.3	1.2			
	13.19	71	200	2700	1.5	1.3	1.1	1.2	1.1	1.0	1.0	0.94	0.86			
	15.18	61	200	2700	1.3	1.1	1.0	1.0	0.93	0.84	0.87	0.82	0.75			
	19.04	49	200	2700	1.1	0.90	0.80	0.83	0.74	0.67	0.69	0.65	0.60			
	25.24	37	200	2700	0.81	0.68	0.60	0.63	0.56	0.51	0.52	0.49	0.45			
	29.67	31	200	2700	0.69	0.58	0.51	0.53	0.48	0.43	0.45	0.42	0.39			
1:2	4.86	144	195	1795	3.0	2.5	2.3	2.3	2.1	1.9	2.0	1.8	1.7	13	50	TT01
	6.67	105	200	2180	2.3	1.9	1.7	1.8	1.6	1.4	1.5	1.4	1.3			
	9.54	73	200	2557	1.6	1.3	1.2	1.2	1.1	1.0	1.0	0.97	0.89			
	13.19	53	200	2700	1.2	0.97	0.86	0.89	0.80	0.73	0.75	0.70	0.65			
	15.18	46	200	2700	1.01	0.84	0.75	0.78	0.70	0.63	0.65	0.61	0.56			
	19.04	37	200	2700	0.81	0.67	0.60	0.62	0.56	0.50	0.52	0.49	0.45			
	25.24	28	200	2700	0.61	0.51	0.45	0.47	0.42	0.38	0.39	0.37	0.34			
	29.67	24	200	2700	0.52	0.43	0.39	0.40	0.36	0.33	0.34	0.32	0.29			
1:2,5	4.86	115	198	1982	2.5	2.1	1.8	1.9	1.7	1.5	1.6	1.5	1.4	13	50	TT01
	6.67	84	200	2411	1.8	1.5	1.4	1.4	1.3	1.1	1.2	1.1	1.0			
	9.54	59	200	2700	1.3	1.1	0.95	0.99	0.88	0.80	0.83	0.78	0.71			
	13.19	42	200	2700	0.93	0.78	0.69	0.72	0.64	0.58	0.60	0.56	0.52			
	15.18	37	200	2700	0.81	0.67	0.60	0.62	0.56	0.51	0.52	0.49	0.45			
	19.04	29	200	2700	0.65	0.54	0.48	0.50	0.45	0.40	0.42	0.39	0.36			
	25.24	22	200	2700	0.49	0.41	0.36	0.38	0.34	0.31	0.32	0.30	0.27			
	29.67	19	200	2700	0.42	0.35	0.31	0.32	0.29	0.26	0.27	0.25	0.23			
1:3	4.86	96	200	2169	2.1	1.7	1.5	1.6	1.4	1.3	1.3	1.3	1.2	13	50	TT01
	6.67	70	200	2641	1.5	1.3	1.1	1.2	1.1	0.95	0.98	0.92	0.85			
	9.54	49	200	2700	1.1	0.89	0.79	0.82	0.74	0.67	0.69	0.65	0.59			
	13.19	35	200	2700	0.78	0.65	0.57	0.60	0.54	0.49	0.50	0.47	0.43			
	15.18	31	200	2700	0.67	0.56	0.50	0.52	0.47	0.42	0.44	0.41	0.37			
	19.04	25	200	2700	0.54	0.45	0.40	0.41	0.37	0.34	0.35	0.33	0.30			
	25.24	18	200	2700	0.41	0.34	0.30	0.31	0.28	0.25	0.26	0.25	0.23			
	29.67	16	200	2700	0.35	0.29	0.26	0.27	0.24	0.22	0.22	0.21	0.19			

 Kasnak Oranı <i>Pulley Ratio</i> Übersetzung	 Çıkış Devri (d/dak) <i>Output Speed (rpm)</i> Abtriebswelle Drehzahlen (upm)	 Redüktör Ağırlığı (kg) <i>Gear Unit weight (kg)</i> Geetriebegeicht (kg)	 İzin verilen giriş radyal yükü (N) <i>Permitted input overhung loads(N)</i> Zul. Eingangsquerkräfte (N)
 Redüktör Çevrim Oranı (i) <i>Gear Unit Ratio (i)</i> Übersetzung (i)	 Anma Momenti (Nm) <i>Nominal Torque (Nm)</i> Nenn Drehmomente (Nm)	 Ölçü Sayfası <i>Gear Unit weight</i> Geetriebegeicht	











TT Serisi Güç Devir Sayfaları

TT Series Performance Tables

TT Serien Leistung und Drehzahlübersicht



 n1=1400 rpm					Müsaade Edilen En Yüksek Nominal Motor Güçleri [kW] <i>Permissible Highest Nominal Motor Powers [kW]</i> Erlaubte Höchste Nominale Motorleistungen [kW]									TT27		
 i	 i	 n ₂ n ₂ [rpm]	 M ₂ Ma[Nm]	 Fr F _{qgv} [N]	Darbesiz Çalışma Saati/Gün <i>Uniform Loads Hours/Day</i> Gleichförmige Belastung Std./Tag			Orta Darbeli Çalışma Saati/Gün <i>Moderate Loads Hours/Day</i> Ungleichförm. Belastung Std./Tag			Ağır Darbeli Çalışma Saati/Gün <i>Heavy Loads Hours/Day</i> Stark Ungleichförmige Std./Tag			 kg		Fiyat kodu <i>Price Code</i> Preis No
					8h (fs=1,00)	16h (fs=1,20)	24h (fs=1,35)	8h (fs=1,30)	16h (fs=1,45)	24h (fs=1,60)	8h (fs=1,55)	16h (fs=1,65)	24h (fs=1,80)			
1:1	5.45	257	450	688	12.5	10.4	9.2	9.6	8.6	7.8	8.0	7.6	6.9	23	51	TT02
	7.48	187	450	1590	9.1	7.6	6.7	7.0	6.3	5.7	5.9	5.5	5.1			
	10.25	137	450	2562	6.7	5.5	4.9	5.1	4.6	4.2	4.3	4.0	3.7			
	11.96	117	450	2700	5.7	4.8	4.2	4.4	3.9	3.6	3.7	3.5	3.2			
	14.07	99	450	2700	4.9	4.1	3.6	3.7	3.4	3.0	3.1	2.9	2.7			
	18.92	74	450	2700	3.6	3.0	2.7	2.8	2.5	2.3	2.3	2.2	2.0			
	25.23	55	450	2700	2.7	2.3	2.0	2.1	1.9	1.7	1.8	1.7	1.5			
	30.49	46	450	2700	2.3	1.9	1.7	1.7	1.6	1.4	1.5	1.4	1.3			
1:1,5	5.45	171	450	1367	8.3	6.9	6.2	6.4	5.8	5.2	5.4	5.1	4.6	23	51	TT02
	7.48	125	450	2347	6.1	5.1	4.5	4.7	4.2	3.8	3.9	3.7	3.4			
	10.25	91	450	2700	4.4	3.7	3.3	3.4	3.1	2.8	2.9	2.7	2.5			
	11.96	78	450	2700	3.8	3.2	2.8	2.9	2.6	2.4	2.5	2.3	2.1			
	14.07	66	450	2700	3.2	2.7	2.4	2.5	2.2	2.0	2.1	2.0	1.8			
	18.92	49	450	2700	2.4	2.0	1.8	1.9	1.7	1.5	1.6	1.5	1.3			
	25.23	37	450	2700	1.8	1.5	1.3	1.4	1.3	1.1	1.2	1.1	1.0			
	30.49	31	450	2700	1.5	1.3	1.1	1.2	1.0	0.94	0.97	0.92	0.84			
1:2	5.45	128	450	2660	6.3	5.2	4.6	4.8	4.3	3.9	4.0	3.8	3.5	23	51	TT02
	7.48	94	450	2700	4.6	3.8	3.4	3.5	3.2	2.9	3.0	2.8	2.5			
	10.25	68	450	2700	3.3	2.8	2.5	2.6	2.3	2.1	2.2	2.0	1.9			
	11.96	59	450	2700	2.9	2.4	2.1	2.2	2.0	1.8	1.8	1.7	1.6			
	14.07	50	450	2700	2.4	2.0	1.8	1.9	1.7	1.5	1.6	1.5	1.4			
	18.92	37	450	2700	1.8	1.5	1.3	1.4	1.3	1.1	1.2	1.1	1.0			
	25.23	28	450	2700	1.4	1.1	1.0	1.1	0.94	0.85	0.88	0.83	0.76			
	30.49	23	450	2700	1.1	0.94	0.84	0.87	0.78	0.71	0.73	0.69	0.63			
1:2,5	5.45	103	450	2660	5.0	4.2	3.7	3.9	3.5	3.1	3.2	3.0	2.8	23	51	TT02
	7.48	75	450	2700	3.7	3.1	2.7	2.8	2.5	2.3	2.4	2.2	2.0			
	10.25	55	450	2700	2.7	2.2	2.0	2.1	1.8	1.7	1.7	1.6	1.5			
	11.96	47	450	2700	2.3	1.9	1.7	1.8	1.6	1.4	1.5	1.4	1.3			
	14.07	40	450	2700	2.0	1.6	1.4	1.5	1.3	1.2	1.3	1.2	1.1			
	18.92	30	450	2700	1.5	1.2	1.1	1.1	1.0	0.91	0.94	0.88	0.81			
	25.23	22	450	2700	1.1	0.91	0.81	0.84	0.75	0.68	0.71	0.66	0.61			
	30.49	18	450	2700	0.91	0.76	0.67	0.70	0.63	0.57	0.59	0.55	0.50			
1:3	5.45	86	450	2660	4.2	3.5	3.1	3.2	2.9	2.6	2.7	2.5	2.3	23	51	TT02
	7.48	62	450	2700	3.1	2.5	2.3	2.4	2.1	1.9	2.0	1.9	1.7			
	10.25	46	450	2700	2.2	1.9	1.7	1.7	1.5	1.4	1.4	1.4	1.2			
	11.96	39	450	2700	1.9	1.6	1.4	1.5	1.3	1.2	1.2	1.2	1.1			
	14.07	33	450	2700	1.6	1.4	1.2	1.3	1.1	1.0	1.1	0.99	0.91			
	18.92	25	450	2700	1.2	1.0	0.90	0.94	0.84	0.76	0.78	0.74	0.68			
	25.23	18	450	2700	0.91	0.76	0.68	0.70	0.63	0.57	0.59	0.55	0.51			
	30.49	15	450	2700	0.76	0.63	0.56	0.58	0.52	0.47	0.49	0.46	0.42			



Kasnak Oranı
Pulley Ratio
Übersetzung



Çıkış Devri (d/dak)
Output Speed (rpm)
Abtriebswelle Drehzahlen (upm)



Redüktör Ağırlığı (kg)
Gear Unit weight (kg)
Getriebegewicht (kg)



Redüktör Çevrim Oranı (i)
Gear Unit Ratio (i)
Übersetzung (i)



Anma Momenti (Nm)
Nominal Torque (Nm)
Nenn Drehmomente (Nm)



Ölçü Sayfası
Gear Unit weight
Getriebegewicht



İzin verilen giriş radyal yükü (N)
Permitted input overhung loads (N)
Zul. Eingangsquerkräfte (N)




TT Serisi Güç Devir Sayfaları

TT Series Performance Tables

TT Serien Leistung und Drehzahlübersicht



 n1=1400 rpm					Müsaade Edilen En Yüksek Nominal Motor Güçleri [kW] <i>Permissible Highest Nominal Motor Powers [kW]</i> Erlaubte Höchste Nominale Motorleistungen [kW]									TT28		
i	i	n2[rpm]	Ma[Nm]	Fqgv[N]	Darbesiz Çalışma Saati/Gün <i>Uniform Loads Hours/Day</i> Gleichförmige Belastung Std./Tag			Orta Darbeli Çalışma Saati/Gün <i>Moderate Loads Hours/Day</i> Ungleichförm. Belastung Std./Tag			Ağır Darbeli Çalışma Saati/Gün <i>Heavy Loads Hours/Day</i> Stark Ungleichförmige Std./Tag			kg	kg	Fiyat kodu <i>Price Code</i> Preis No
					8h (fs=1,00)	16h (fs=1,20)	24h (fs=1,35)	8h (fs=1,30)	16h (fs=1,45)	24h (fs=1,60)	8h (fs=1,55)	16h (fs=1,65)	24h (fs=1,80)			
1:1	4.95	283	425	554	13.0	10.8	9.6	10.0	8.9	8.1	8.4	7.9	7.2	30	52	TT03
	6.95	201	475	1435	10.3	8.6	7.7	8.0	7.1	6.5	6.7	6.3	5.7			
	10.18	138	535	2014	8.0	6.6	5.9	6.1	5.5	5.0	5.1	4.8	4.4			
	13.78	102	590	2312	6.5	5.4	4.8	5.0	4.5	4.1	4.2	3.9	3.6			
	16.29	86	600	2499	5.6	4.7	4.2	4.3	3.9	3.5	3.6	3.4	3.1			
	20.86	67	600	2795	4.4	3.7	3.3	3.4	3.0	2.7	2.8	2.7	2.4			
	24.30	58	600	2985	3.8	3.1	2.8	2.9	2.6	2.4	2.4	2.3	2.1			
	29.25	48	600	3220	3.1	2.6	2.3	2.4	2.2	2.0	2.0	1.9	1.7			
1:1,5	4.95	189	485	684	9.9	8.3	7.3	7.6	6.8	6.2	6.4	6.0	5.5	30	52	TT03
	6.95	134	540	1796	7.9	6.6	5.8	6.0	5.4	4.9	5.1	4.8	4.4			
	10.18	92	600	2351	6.0	5.0	4.4	4.6	4.1	3.7	3.9	3.6	3.3			
	13.78	68	600	2745	4.4	3.7	3.3	3.4	3.1	2.8	2.9	2.7	2.5			
	16.29	57	600	2966	3.7	3.1	2.8	2.9	2.6	2.3	2.4	2.3	2.1			
	20.86	45	600	3304	2.9	2.4	2.2	2.3	2.0	1.8	1.9	1.8	1.6			
	24.30	38	600	3520	2.5	2.1	1.9	1.9	1.7	1.6	1.6	1.5	1.4			
	29.25	32	600	3789	2.1	1.7	1.6	1.6	1.4	1.3	1.4	1.3	1.2			
1:2	4.95	141	515	725	7.9	6.6	5.8	6.1	5.4	4.9	5.1	4.8	4.4	30	52	TT03
	6.95	101	570	2016	6.2	5.2	4.6	4.8	4.3	3.9	4.0	3.8	3.5			
	10.18	69	600	2533	4.5	3.7	3.3	3.4	3.1	2.8	2.9	2.7	2.5			
	13.78	51	600	2948	3.3	2.8	2.5	2.6	2.3	2.1	2.1	2.0	1.8			
	16.29	43	600	3181	2.8	2.3	2.1	2.2	1.9	1.8	1.8	1.7	1.6			
	20.86	34	600	3536	2.2	1.8	1.6	1.7	1.5	1.4	1.4	1.3	1.2			
	24.30	29	600	3764	1.9	1.6	1.4	1.5	1.3	1.2	1.2	1.1	1.1			
	29.25	24	600	4050	1.6	1.3	1.2	1.2	1.1	0.98	1.02	0.95	0.87			
1:2,5	4.95	113	523	1071	6.4	5.4	4.8	4.9	4.4	4.0	4.1	3.9	3.6	30	52	TT03
	6.95	81	585	2263	5.1	4.3	3.8	3.9	3.5	3.2	3.3	3.1	2.8			
	10.18	55	600	2821	3.6	3.0	2.7	2.8	2.5	2.2	2.3	2.2	2.0			
	13.78	41	600	3267	2.7	2.2	2.0	2.0	1.8	1.7	1.7	1.6	1.5			
	16.29	34	600	3518	2.3	1.9	1.7	1.7	1.6	1.4	1.5	1.4	1.3			
	20.86	27	600	3902	1.8	1.5	1.3	1.4	1.2	1.1	1.1	1.1	1.0			
	24.30	23	600	4150	1.5	1.3	1.1	1.2	1.0	0.95	0.98	0.92	0.84			
	29.25	19	600	4350	1.3	1.1	0.93	0.97	0.87	0.79	0.81	0.76	0.70			
1:3	4.95	94	530	1417	5.4	4.5	4.0	4.2	3.7	3.4	3.5	3.3	3.0	30	52	TT03
	6.95	67	600	2510	4.4	3.7	3.3	3.4	3.0	2.7	2.8	2.7	2.4			
	10.18	46	600	3109	3.0	2.5	2.2	2.3	2.1	1.9	1.9	1.8	1.7			
	13.78	34	600	3585	2.2	1.9	1.6	1.7	1.5	1.4	1.4	1.3	1.2			
	16.29	29	600	3855	1.9	1.6	1.4	1.4	1.3	1.2	1.2	1.1	1.0			
	20.86	22	600	4269	1.5	1.2	1.1	1.1	1.0	0.92	0.95	0.89	0.82			
	24.30	19	600	4350	1.3	1.1	0.94	0.97	0.87	0.79	0.82	0.77	0.70			
	29.25	16	600	4350	1.1	0.88	0.78	0.81	0.73	0.66	0.68	0.64	0.58			



Kasnak Oranı
Pulley Ratio
Übersetzung



Çıkış Devri (d/dak)
Output Speed (rpm)
Abtriebswelle Drehzahlen (upm)



Redüktör Ağırlığı (kg)
Gear Unit weight (kg)
Geetriebegeicht (kg)



İzin verilen giriş radyal yükü (N)
Permitted input overhung loads(N)
Zul. Eingangsquerkräfte (N)



Redüktör Çevrim Oranı (i)
Gear Unit Ratio (i)
Übersetzung (i)



Anma Momenti (Nm)
Nominal Torque (Nm)
Nenn Drehmomente (Nm)



Ölçü Sayfası
Gear Unit weight
Geetriebegeicht











TT Serisi Güç Devir Sayfaları

TT Series Performance Tables

TT Serien Leistung und Drehzahlübersicht



 n1=1400 rpm					Müsaade Edilen En Yüksek Nominal Motor Güçleri [kW] <i>Permissible Highest Nominal Motor Powers [kW]</i> Erlaubte Höchste Nominale Motorleistungen [kW]									TT37		
 i	 i	 n₂ n2[rpm]	 M₂ Ma[Nm]	 F_q Fqgv[N]	Darbesiz Çalışma Saati/Gün <i>Uniform Loads Hours/Day</i> Gleichförmige Belastung Std./Tag			Orta Darbeli Çalışma Saati/Gün <i>Moderate Loads Hours/Day</i> Ungleichförm. Belastung Std./Tag			Ağır Darbeli Çalışma Saati/Gün <i>Heavy Loads Hours/Day</i> Stark Ungleichförmige Std./Tag					Fiyat kodu <i>Price Code</i> Preis No
					8h (fs=1,00)	16h (fs=1,20)	24h (fs=1,35)	8h (fs=1,30)	16h (fs=1,45)	24h (fs=1,60)	8h (fs=1,55)	16h (fs=1,65)	24h (fs=1,80)			
1:1	4.46	314	600	1504	20.3	16.9	15.0	15.6	14.0	12.7	13.1	12.3	11.3	37	53	TT04
	6.50	215	730	2186	17.0	14.1	12.6	13.0	11.7	10.6	10.9	10.3	9.4			
	9.94	141	820	3328	12.5	10.4	9.2	9.6	8.6	7.8	8.1	7.6	6.9			
	13.02	108	820	3810	9.6	8.0	7.1	7.4	6.6	6.0	6.2	5.8	5.3			
	15.05	93	820	4072	8.3	6.9	6.1	6.4	5.7	5.2	5.3	5.0	4.6			
	19.53	72	820	4350	6.4	5.3	4.7	4.9	4.4	4.0	4.1	3.9	3.5			
	24.86	56	820	4350	5.0	4.2	3.7	3.9	3.5	3.1	3.2	3.0	2.8			
	28.13	50	820	4350	4.5	3.7	3.3	3.4	3.1	2.8	2.9	2.7	2.5			
1:1,5	4.46	209	685	1935	15.5	12.9	11.5	11.9	10.7	9.7	10.0	9.4	8.6	37	53	TT04
	6.50	144	820	2803	12.7	10.6	9.4	9.8	8.8	8.0	8.2	7.7	7.1			
	9.94	94	820	3967	8.3	7.0	6.2	6.4	5.8	5.2	5.4	5.1	4.6			
	13.02	72	820	4350	6.4	5.3	4.7	4.9	4.4	4.0	4.1	3.9	3.6			
	15.05	62	820	4350	5.5	4.6	4.1	4.3	3.8	3.5	3.6	3.4	3.1			
	19.53	48	820	4350	4.3	3.6	3.2	3.3	2.9	2.7	2.8	2.6	2.4			
	24.86	38	820	4350	3.4	2.8	2.5	2.6	2.3	2.1	2.2	2.0	1.9			
	28.13	33	820	4350	3.0	2.5	2.2	2.3	2.1	1.9	1.9	1.8	1.7			
1:2	4.46	157	725	2069	12.3	10.3	9.1	9.5	8.5	7.7	7.9	7.5	6.8	37	53	TT04
	6.50	108	820	3252	9.6	8.0	7.1	7.4	6.6	6.0	6.2	5.8	5.3			
	9.94	70	820	4260	6.3	5.2	4.6	4.8	4.3	3.9	4.0	3.8	3.5			
	13.02	54	820	4350	4.8	4.0	3.6	3.7	3.3	3.0	3.1	2.9	2.7			
	15.05	47	820	4350	4.2	3.5	3.1	3.2	2.9	2.6	2.7	2.5	2.3			
	19.53	36	820	4350	3.2	2.7	2.4	2.5	2.2	2.0	2.1	1.9	1.8			
	24.86	28	820	4350	2.5	2.1	1.9	1.9	1.7	1.6	1.6	1.5	1.4			
	28.13	25	820	4350	2.2	1.9	1.7	1.7	1.5	1.40	1.44	1.35	1.24			
1:2,5	4.46	126	773	2381	10.5	8.8	7.8	8.1	7.2	6.6	6.8	6.4	5.8	37	53	TT04
	6.50	86	820	3638	7.7	6.4	5.7	5.9	5.3	4.8	4.9	4.6	4.3			
	9.94	56	820	4350	5.0	4.2	3.7	3.9	3.5	3.1	3.2	3.0	2.8			
	13.02	43	820	4350	3.8	3.2	2.8	3.0	2.7	2.4	2.5	2.3	2.1			
	15.05	37	820	4350	3.3	2.8	2.5	2.6	2.3	2.1	2.1	2.0	1.9			
	19.53	29	820	4350	2.6	2.1	1.9	2.0	1.8	1.6	1.7	1.6	1.4			
	24.86	23	820	4350	2.0	1.7	1.5	1.6	1.4	1.3	1.3	1.2	1.1			
	28.13	20	820	4350	1.8	1.5	1.3	1.4	1.2	1.1	1.2	1.1	0.99			
1:3	4.46	105	820	2693	9.3	7.8	6.9	7.2	6.4	5.8	6.0	5.6	5.2	37	53	TT04
	6.50	72	820	4023	6.4	5.3	4.7	4.9	4.4	4.0	4.1	3.9	3.6			
	9.94	47	820	4350	4.2	3.5	3.1	3.2	2.9	2.6	2.7	2.5	2.3			
	13.02	36	820	4350	3.2	2.7	2.4	2.5	2.2	2.0	2.1	1.9	1.8			
	15.05	31	820	4350	2.8	2.3	2.1	2.1	1.9	1.7	1.8	1.7	1.5			
	19.53	24	820	4350	2.1	1.8	1.6	1.6	1.5	1.3	1.4	1.3	1.2			
	24.86	19	820	4350	1.7	1.4	1.2	1.3	1.2	1.1	1.1	1.0	0.94			
	28.13	17	820	4350	1.5	1.2	1.1	1.1	1.0	0.9	0.96	0.90	0.83			



Kasnak Oranı
Pulley Ratio
Übersetzung



Çıkış Devri (d/dak)
Output Speed (rpm)
Abtriebswelle Drehzahlen (upm)



Redüktör Ağırlığı (kg)
Gear Unit weight (kg)
Getriebegewicht (kg)



Redüktör Çevrim Oranı (i)
Gear Unit Ratio (i)
Übersetzung (i)



Anma Momenti (Nm)
Nominal Torque (Nm)
Nenn Drehmomente (Nm)



Ölçü Sayfası
Gear Unit weight
Getriebegewicht




İzin verilen giriş radyal yükü (N)
Permitted input overhung loads (N)
Zul. Eingangsquerkräfte (N)











TT Serisi Güç Devir Sayfaları

TT Series Performance Tables

TT Serien Leistung und Drehzahlübersicht



 n1=1400 rpm					Müsaade Edilen En Yüksek Nominal Motor Güçleri [kW] <i>Permissible Highest Nominal Motor Powers [kW]</i> Erlaubte Höchste Nominale Motorleistungen [kW]									TT47		
i	i	n2[rpm]	Ma[Nm]	Fqgv[N]	Darbesiz Çalışma Saati/Gün <i>Uniform Loads Hours/Day</i> Gleichförmige Belastung Std./Tag			Orta Darbeli Çalışma Saati/Gün <i>Moderate Loads Hours/Day</i> Ungleichförm. Belastung Std./Tag			Ağır Darbeli Çalışma Saati/Gün <i>Heavy Loads Hours/Day</i> Stark Ungleichförmige Std./Tag			kg	kg	Fiyat kodu <i>Price Code</i> Preis No
					8h (fs=1,00)	16h (fs=1,20)	24h (fs=1,35)	8h (fs=1,30)	16h (fs=1,45)	24h (fs=1,60)	8h (fs=1,55)	16h (fs=1,65)	24h (fs=1,80)			
1:1	4.97	282	1130	1391	34.3	28.5	25.4	26.3	23.6	21.4	22.1	20.8	19.0	52	54	TT05
	6.82	205	1250	2477	27.7	23.1	20.5	21.3	19.1	17.3	17.9	16.8	15.4			
	9.69	145	1410	4259	22.0	18.4	16.3	16.9	15.2	13.8	14.2	13.4	12.2			
	13.46	104	1550	4972	17.5	14.6	13.0	13.4	12.1	10.9	11.3	10.6	9.7			
	16.31	86	1550	5471	14.4	12.0	10.7	11.1	9.9	9.0	9.3	8.7	8.0			
	20.74	67	1550	5800	11.4	9.5	8.4	8.7	7.8	7.1	7.3	6.9	6.3			
	26.64	53	1550	5800	8.9	7.4	6.6	6.8	6.1	5.5	5.7	5.4	4.9			
	30.11	46	1550	5800	7.9	6.5	5.8	6.0	5.4	4.9	5.1	4.8	4.4			
1:1,5	4.97	188	1290	1911	26.1	21.8	19.4	20.1	18.0	16.3	16.9	15.8	14.5	52	54	TT05
	6.82	137	1430	3146	21.2	17.7	15.7	16.3	14.6	13.2	13.7	12.8	11.8			
	9.69	96	1550	4994	16.2	13.5	12.0	12.5	11.2	10.1	10.4	9.8	9.0			
	13.46	69	1550	5800	11.7	9.7	8.7	9.0	8.1	7.3	7.5	7.1	6.5			
	16.31	57	1550	5800	9.6	8.0	7.1	7.4	6.7	6.0	6.2	5.8	5.4			
	20.74	45	1550	5800	7.6	6.3	5.6	5.8	5.2	4.8	4.9	4.6	4.2			
	26.64	35	1550	5800	5.9	4.9	4.4	4.6	4.1	3.7	3.8	3.6	3.3			
	30.11	31	1550	5800	5.3	4.4	3.9	4.0	3.6	3.3	3.4	3.2	2.9			
1:2	4.97	141	1360	2079	20.7	17.3	15.3	15.9	14.3	12.9	13.4	12.5	11.5	52	54	TT05
	6.82	103	1510	3379	16.8	14.0	12.4	12.9	11.6	10.5	10.8	10.2	9.3			
	9.69	72	1550	5377	12.2	10.1	9.0	9.4	8.4	7.6	7.8	7.4	6.8			
	13.46	52	1550	5800	8.8	7.3	6.5	6.8	6.1	5.5	5.7	5.3	4.9			
	16.31	43	1550	5800	7.2	6.0	5.4	5.6	5.0	4.5	4.7	4.4	4.0			
	20.74	34	1550	5800	5.7	4.8	4.2	4.4	3.9	3.6	3.7	3.5	3.2			
	26.64	26	1550	5800	4.4	3.7	3.3	3.4	3.1	2.8	2.9	2.7	2.5			
	30.11	23	1550	5800	3.9	3.3	2.9	3.0	2.7	2.5	2.5	2.4	2.2			
1:2,5	4.97	113	1455	2424	17.8	14.8	13.1	13.7	12.2	11.1	11.5	10.8	9.9	52	54	TT05
	6.82	82	1530	4237	13.6	11.4	10.1	10.5	9.4	8.5	8.8	8.3	7.6			
	9.69	58	1550	5800	9.7	8.1	7.2	7.5	6.7	6.1	6.3	5.9	5.4			
	13.46	42	1550	5800	7.0	5.9	5.2	5.4	4.9	4.4	4.5	4.3	3.9			
	16.31	34	1550	5800	5.8	4.8	4.3	4.5	4.0	3.6	3.7	3.5	3.2			
	20.74	27	1550	5800	4.6	3.8	3.4	3.5	3.2	2.9	3.0	2.8	2.5			
	26.64	21	1550	5800	3.6	3.0	2.6	2.7	2.5	2.2	2.3	2.2	2.0			
	30.11	19	1550	5800	3.2	2.6	2.3	2.4	2.2	2.0	2.0	1.9	1.8			
1:3	4.97	94	1550	2769	15.8	13.2	11.7	12.1	10.9	9.9	10.2	9.6	8.8	52	54	TT05
	6.82	68	1550	5094	11.5	9.6	8.5	8.9	8.0	7.2	7.4	7.0	6.4			
	9.69	48	1550	5800	8.1	6.8	6.0	6.3	5.6	5.1	5.2	4.9	4.5			
	13.46	35	1550	5800	5.9	4.9	4.3	4.5	4.0	3.7	3.8	3.6	3.3			
	16.31	29	1550	5800	4.8	4.0	3.6	3.7	3.3	3.0	3.1	2.9	2.7			
	20.74	22	1550	5800	3.8	3.2	2.8	2.9	2.6	2.4	2.5	2.3	2.1			
	26.64	18	1550	5800	3.0	2.5	2.2	2.3	2.1	1.9	1.9	1.8	1.7			
	30.11	15	1550	5800	2.6	2.2	2.0	2.0	1.8	1.6	1.7	1.6	1.5			

 Kasnak Oranı <i>Pulley Ratio</i> Übersetzung	 Çıkış Devri (d/dak) <i>Output Speed (rpm)</i> Abtriebswelle Drehzahlen (upm)	 Redüktör Ağırlığı (kg) <i>Gear Unit weight (kg)</i> Geetriebegeicht (kg)	 İzin verilen giriş radyal yükü (N) <i>Permitted input overhung loads(N)</i> Zul. Eingangsquerkräfte (N)
 Redüktör Çevrim Oranı (i) <i>Gear Unit Ratio (i)</i> Übersetzung (i)	 Anma Momenti (Nm) <i>Nominal Torque (Nm)</i> Nenn Drehmomente (Nm)	 Ölçü Sayfası <i>Gear Unit weight</i> Geetriebegeicht	




TT Serisi Güç Devir Sayfaları

TT Series Performance Tables

TT Serien Leistung und Drehzahlübersicht



 n1=1400 rpm					Müsaade Edilen En Yüksek Nominal Motor Güçleri [kW] <i>Permissible Highest Nominal Motor Powers [kW]</i> Erlaubte Höchste Nominale Motorleistungen [kW]									TT57		
i	i	n2[rpm]	Ma[Nm]	Fqgv[N]	Darbesiz Çalışma Saati/Gün <i>Uniform Loads Hours/Day</i> Gleichförmige Belastung Std./Tag			Orta Darbeli Çalışma Saati/Gün <i>Moderate Loads Hours/Day</i> Ungleichförm. Belastung Std./Tag			Ağır Darbeli Çalışma Saati/Gün <i>Heavy Loads Hours/Day</i> Stark Ungleichförmige Std./Tag			kg	kg	Fiyat kodu <i>Price Code</i> Preis No
					8h (fs=1,00)	16h (fs=1,20)	24h (fs=1,35)	8h (fs=1,30)	16h (fs=1,45)	24h (fs=1,60)	8h (fs=1,55)	16h (fs=1,65)	24h (fs=1,80)			
1:1	5.26	266	2260	2433	64.6	53.8	47.8	49.7	44.5	40.4	41.7	39.1	35.9	102	55	TT06
	6.78	206	2450	3685	54.5	45.4	40.3	41.9	37.6	34.0	35.1	33.0	30.3			
	10.69	131	2880	6592	40.7	33.9	30.1	31.3	28.0	25.4	26.2	24.6	22.6			
	12.16	115	3000	7005	37.3	31.1	27.6	28.7	25.7	23.3	24.1	22.6	20.7			
	16.03	87	3000	8035	28.4	23.6	21.0	21.8	19.6	17.7	18.3	17.2	15.8			
	21.89	64	3000	8300	20.8	17.3	15.4	16.0	14.3	13.0	13.4	12.6	11.6			
	24.56	57	3000	8300	18.6	15.5	13.7	14.3	12.8	11.6	12.0	11.2	10.3			
	29.52	47	3000	8300	15.4	12.9	11.4	11.9	10.7	9.7	10.0	9.4	8.6			
1:1,5	5.26	177	2570	2986	49.1	40.9	36.4	37.8	33.9	30.7	31.7	29.8	27.3	102	55	TT06
	6.78	138	2800	4380	41.6	34.7	30.8	32.0	28.7	26.0	26.9	25.2	23.1			
	10.69	87	3000	7819	28.3	23.6	21.0	21.8	19.5	17.7	18.3	17.2	15.7			
	12.16	77	3000	8300	24.9	20.8	18.5	19.2	17.2	15.6	16.1	15.1	13.9			
	16.03	58	3000	8300	19.0	15.8	14.1	14.6	13.1	11.9	12.2	11.5	10.5			
	21.89	43	3000	8300	13.9	11.6	10.3	10.7	9.6	8.7	9.0	8.4	7.7			
	24.56	38	3000	8300	12.4	10.3	9.2	9.5	8.6	7.8	8.0	7.5	6.9			
	29.52	32	3000	8300	10.3	8.6	7.6	7.9	7.1	6.5	6.7	6.3	5.7			
1:2	5.26	133	2720	3931	39.0	32.5	28.9	30.0	26.9	24.4	25.2	23.7	21.7	102	55	TT06
	6.78	103	2950	5461	32.9	27.4	24.4	25.3	22.7	20.6	21.2	20.0	18.3			
	10.69	65	3000	8300	21.3	17.7	15.8	16.4	14.7	13.3	13.7	12.9	11.8			
	12.16	58	3000	8300	18.7	15.6	13.9	14.4	12.9	11.7	12.1	11.3	10.4			
	16.03	44	3000	8300	14.2	11.9	10.6	11.0	9.8	8.9	9.2	8.6	7.9			
	21.89	32	3000	8300	10.4	8.7	7.7	8.0	7.2	6.5	6.7	6.3	5.8			
	24.56	29	3000	8300	9.3	7.8	6.9	7.2	6.4	5.8	6.0	5.6	5.2			
	29.52	24	3000	8300	7.8	6.5	5.7	6.0	5.3	4.8	5.0	4.7	4.3			
1:2,5	5.26	106	2860	4705	32.9	27.4	24.4	25.3	22.7	20.6	21.2	19.9	18.3	102	55	TT06
	6.78	83	2975	6478	26.6	22.2	19.7	20.5	18.4	16.6	17.2	16.1	14.8			
	10.69	52	3000	8300	17.0	14.2	12.6	13.1	11.8	10.7	11.0	10.3	9.5			
	12.16	46	3000	8300	15.0	12.5	11.1	11.5	10.3	9.4	9.7	9.1	8.3			
	16.03	35	3000	8300	11.4	9.5	8.5	8.8	7.9	7.1	7.4	6.9	6.3			
	21.89	26	3000	8300	8.4	7.0	6.2	6.4	5.8	5.2	5.4	5.1	4.6			
	24.56	23	3000	8300	7.5	6.2	5.5	5.7	5.1	4.7	4.8	4.5	4.1			
	29.52	19	3000	8300	6.2	5.2	4.6	4.8	4.3	3.9	4.0	3.8	3.5			
1:3	5.26	89	3000	5478	28.8	24.0	21.3	22.2	19.9	18.0	18.6	17.5	16.0	102	55	TT06
	6.78	69	3000	7496	22.4	18.7	16.6	17.2	15.5	14.0	14.5	13.6	12.4			
	10.69	44	3000	8300	14.2	11.9	10.5	10.9	9.8	8.9	9.2	8.6	7.9			
	12.16	38	3000	8300	12.5	10.4	9.3	9.6	8.6	7.8	8.1	7.6	7.0			
	16.03	29	3000	8300	9.5	7.9	7.1	7.3	6.6	6.0	6.1	5.8	5.3			
	21.89	21	3000	8300	7.0	5.8	5.2	5.4	4.8	4.4	4.5	4.2	3.9			
	24.56	19	3000	8300	6.2	5.2	4.6	4.8	4.3	3.9	4.0	3.8	3.5			
	29.52	16	3000	8300	5.2	4.3	3.8	4.0	3.6	3.2	3.3	3.1	2.9			



Kasnak Oranı
Pulley Ratio
Übersetzung



Çıkış Devri (d/dak)
Output Speed (rpm)
Abtriebswelle Drehzahlen (upm)



Redüktör Ağırlığı (kg)
Gear Unit weight (kg)
Getriebegewicht (kg)



Redüktör Çevrim Oranı (i)
Gear Unit Ratio (i)
Übersetzung (i)



Anma Momenti (Nm)
Nominal Torque (Nm)
Nenn Drehmomente (Nm)



Ölçü Sayfası
Gear Unit weight
Getriebegewicht



İzin verilen giriş radyal yükü (N)
Permitted input overhung loads (N)
Zul. Eingangsquerkräfte (N)






TT Serisi Güç Devir Sayfaları

TT Series Performance Tables

TT Serien Leistung und Drehzahlübersicht



 n1=1400 rpm					Müsaade Edilen En Yüksek Nominal Motor Güçleri [kW] <i>Permissible Highest Nominal Motor Powers [kW]</i> Erlaubte Höchste Nominale Motorleistungen [kW]									TT67		
i	i	n2[rpm]	Ma[Nm]	Fqgv[N]	Darbesiz Çalışma Saati/Gün <i>Uniform Loads Hours/Day</i> Gleichförmige Belastung Std./Tag			Orta Darbeli Çalışma Saati/Gün <i>Moderate Loads Hours/Day</i> Ungleichförm. Belastung Std./Tag			Ağır Darbeli Çalışma Saati/Gün <i>Heavy Loads Hours/Day</i> Stark Ungleichförmige Std./Tag					Fiyat kodu <i>Price Code</i> Preis No
					8h (fs=1,00)	16h (fs=1,20)	24h (fs=1,35)	8h (fs=1,30)	16h (fs=1,45)	24h (fs=1,60)	8h (fs=1,55)	16h (fs=1,65)	24h (fs=1,80)			
1:1	5.02	279	2820	2627	84.5	70.4	62.6	65.0	58.3	52.8	54.5	51.2	46.9	142	56	TT07
	6.73	208	3260	3616	72.8	60.7	54.0	56.0	50.2	45.5	47.0	44.1	40.5			
	10.64	132	4180	7992	59.3	49.4	43.9	45.6	40.9	37.0	38.2	35.9	32.9			
	12.74	110	4300	8700	51.0	42.5	37.7	39.2	35.1	31.8	32.9	30.9	28.3			
	14.29	98	4300	8700	45.5	37.9	33.7	35.0	31.4	28.4	29.3	27.6	25.3			
	20.89	67	4300	8700	31.2	26.0	23.1	24.0	21.5	19.5	20.1	18.9	17.3			
	24.13	58	4300	8700	27.1	22.6	20.1	20.8	18.7	16.9	17.5	16.4	15.0			
	31.19	45	4300	8700	21.0	17.5	15.5	16.1	14.5	13.1	13.5	12.7	11.6			
1:1,5	5.02	186	3220	3194	64.5	53.8	47.8	49.6	44.5	40.3	41.6	39.1	35.8	142	56	TT07
	6.73	139	3710	4793	55.4	46.2	41.1	42.6	38.2	34.6	35.8	33.6	30.8			
	10.64	88	4300	8700	40.8	34.0	30.2	31.4	28.1	25.5	26.3	24.7	22.6			
	12.74	73	4300	8700	34.1	28.4	25.2	26.2	23.5	21.3	22.0	20.6	18.9			
	14.29	65	4300	8700	30.4	25.3	22.5	23.4	21.0	19.0	19.6	18.4	16.9			
	20.89	45	4300	8700	20.9	17.4	15.5	16.1	14.4	13.0	13.5	12.7	11.6			
	24.13	39	4300	8700	18.1	15.1	13.4	13.9	12.5	11.3	11.7	11.0	10.1			
	31.19	30	4300	8700	14.0	11.7	10.4	10.8	9.7	8.8	9.0	8.5	7.8			
1:2	5.02	140	3400	3870	51.1	42.6	37.9	39.3	35.3	32.0	33.0	31.0	28.4	142	56	TT07
	6.73	104	3830	5458	43.0	35.8	31.8	33.1	29.6	26.9	27.7	26.0	23.9			
	10.64	66	4300	8700	30.6	25.5	22.7	23.6	21.1	19.1	19.8	18.6	17.0			
	12.74	55	4300	8700	25.6	21.3	18.9	19.7	17.6	16.0	16.5	15.5	14.2			
	14.29	49	4300	8700	22.8	19.0	16.9	17.6	15.7	14.3	14.7	13.8	12.7			
	20.89	34	4300	8700	15.7	13.1	11.6	12.1	10.8	9.8	10.1	9.5	8.7			
	24.13	29	4300	8700	13.6	11.3	10.1	10.5	9.4	8.5	8.8	8.2	7.6			
	31.19	22	4300	8700	10.5	8.8	7.8	8.1	7.3	6.6	6.8	6.4	5.8			
1:2,5	5.02	112	3575	4735	43.1	35.9	31.9	33.2	29.7	26.9	27.8	26.1	23.9	142	56	TT07
	6.73	83	3830	7147	34.4	28.7	25.5	26.5	23.8	21.5	22.2	20.9	19.1			
	10.64	53	4300	8700	24.5	20.4	18.2	18.9	16.9	15.3	15.8	14.9	13.6			
	12.74	44	4300	8700	20.5	17.1	15.2	15.8	14.1	12.8	13.2	12.4	11.4			
	14.29	39	4300	8700	18.3	15.2	13.6	14.1	12.6	11.4	11.8	11.1	10.2			
	20.89	27	4300	8700	12.6	10.5	9.3	9.7	8.7	7.9	8.1	7.6	7.0			
	24.13	23	4300	8700	10.9	9.1	8.1	8.4	7.5	6.8	7.0	6.6	6.1			
	31.19	18	4300	8700	8.4	7.0	6.2	6.5	5.8	5.3	5.4	5.1	4.7			
1:3	5.02	93	3750	5601	37.8	31.5	28.0	29.0	26.0	23.6	24.4	22.9	21.0	142	56	TT07
	6.73	69	3830	8700	28.8	24.0	21.3	22.1	19.8	18.0	18.6	17.4	16.0			
	10.64	44	4300	8700	20.5	17.1	15.2	15.8	14.1	12.8	13.2	12.4	11.4			
	12.74	37	4300	8700	17.1	14.3	12.7	13.2	11.8	10.7	11.0	10.4	9.5			
	14.29	33	4300	8700	15.3	12.7	11.3	11.7	10.5	9.5	9.9	9.3	8.5			
	20.89	22	4300	8700	10.5	8.7	7.8	8.1	7.2	6.6	6.8	6.4	5.8			
	24.13	19	4300	8700	9.1	7.6	6.7	7.0	6.3	5.7	5.9	5.5	5.1			
	31.19	15	4300	8700	7.0	5.9	5.2	5.4	4.9	4.4	4.5	4.3	3.9			



Kasnak Oranı
Pulley Ratio
Übersetzung



Çıkış Devri (d/dak)
Output Speed (rpm)
Abtriebswelle Drehzahlen (upm)



Redüktör Ağırlığı (kg)
Gear Unit weight (kg)
Geetriebegeicht (kg)



Redüktör Çevrim Oranı (i)
Gear Unit Ratio (i)
Übersetzung (i)



Anma Momenti (Nm)
Nominal Torque (Nm)
Nenn Drehmomente (Nm)



Ölçü Sayfası
Gear Unit weight
Geetriebegeicht



İzin verilen giriş radyal yükü (N)
Permitted input overhung loads (N)
Zul. Eingangsquerkräfte (N)











TT Serisi Güç Devir Sayfaları

TT Series Performance Tables

TT Serien Leistung und Drehzahlübersicht



 n1=1400 rpm					Müsaade Edilen En Yüksek Nominal Motor Güçleri [kW] <i>Permissible Highest Nominal Motor Powers [kW]</i> Erlaubte Höchste Nominale Motorleistungen [kW]									TT77		
					Darbesiz Çalışma Saati/Gün <i>Uniform Loads Hours/Day</i> Gleichförmige Belastung Std./Tag			Orta Darbeli Çalışma Saati/Gün <i>Moderate Loads Hours/Day</i> Ungleichförm. Belastung Std./Tag			Ağır Darbeli Çalışma Saati/Gün <i>Heavy Loads Hours/Day</i> Stark Ungleichförmige Std./Tag					Fiyat kodu <i>Price Code</i> Preis No
					8h (fs=1,00)	16h (fs=1,20)	24h (fs=1,35)	8h (fs=1,30)	16h (fs=1,45)	24h (fs=1,60)	8h (fs=1,55)	16h (fs=1,65)	24h (fs=1,80)			
1:1	5.06	277	5110	2590	151.6	126.4	112.3	116.6	104.6	94.8	97.8	91.9	84.2	232	57	TT08
	6.97	201	6030	4198	130.0	108.3	96.3	100.0	89.7	81.2	83.9	78.8	72.2			
	10.62	132	7570	11615	107.4	89.5	79.6	82.6	74.1	67.1	69.3	65.1	59.7			
	12.87	109	8000	12790	93.7	78.1	69.4	72.1	64.6	58.6	60.5	56.8	52.1			
	14.33	98	8000	13350	84.2	70.2	62.4	64.8	58.1	52.7	54.4	51.1	46.8			
	20.57	68	8000	13350	58.9	49.1	43.6	45.3	40.6	36.8	38.0	35.7	32.7			
	23.63	59	8000	13350	51.4	42.8	38.1	39.5	35.4	32.1	33.1	31.1	28.5			
	29.99	47	8000	13350	40.5	33.7	30.0	31.2	27.9	25.3	26.1	24.5	22.5			
1:1,5	5.06	184	5830	3264	115.6	96.4	85.7	89.0	79.8	72.3	74.6	70.1	64.2	232	57	TT08
	6.97	134	6750	5530	97.3	81.1	72.1	74.8	67.1	60.8	62.8	59.0	54.1			
	10.62	88	8000	13350	75.9	63.3	56.2	58.4	52.3	47.4	49.0	46.0	42.2			
	12.87	73	8000	13350	62.7	52.2	46.4	48.2	43.2	39.2	40.4	38.0	34.8			
	14.33	65	8000	13350	56.3	46.9	41.7	43.3	38.9	35.2	36.3	34.1	31.3			
	20.57	45	8000	13350	39.4	32.8	29.2	30.3	27.2	24.6	25.4	23.9	21.9			
	23.63	39	8000	13350	34.4	28.6	25.4	26.4	23.7	21.5	22.2	20.8	19.1			
	29.99	31	8000	13350	27.1	22.6	20.1	20.8	18.7	16.9	17.5	16.4	15.0			
1:2	5.06	138	6150	3600	91.6	76.3	67.9	70.5	63.2	57.3	59.1	55.5	50.9	232	57	TT08
	6.97	100	6750	7149	73.1	60.9	54.1	56.2	50.4	45.7	47.1	44.3	40.6			
	10.62	66	8000	13350	57.0	47.5	42.2	43.8	39.3	35.6	36.8	34.5	31.7			
	12.87	54	8000	13350	47.1	39.2	34.9	36.2	32.5	29.4	30.4	28.5	26.1			
	14.33	49	8000	13350	42.3	35.3	31.3	32.5	29.2	26.4	27.3	25.6	23.5			
	20.57	34	8000	13350	29.6	24.7	21.9	22.8	20.4	18.5	19.1	17.9	16.4			
	23.63	30	8000	13350	25.8	21.5	19.1	19.8	17.8	16.1	16.6	15.6	14.3			
	29.99	23	8000	13350	20.3	16.9	15.1	15.6	14.0	12.7	13.1	12.3	11.3			
1:2,5	5.06	111	6450	5603	77.0	64.2	57.0	59.2	53.1	48.1	49.7	46.7	42.8	232	57	TT08
	6.97	80	6750	9701	58.6	48.8	43.4	45.0	40.4	36.6	37.8	35.5	32.5			
	10.62	53	8000	13350	45.7	38.1	33.8	35.1	31.5	28.6	29.5	27.7	25.4			
	12.87	44	8000	13350	37.7	31.4	27.9	29.0	26.0	23.6	24.3	22.9	21.0			
	14.33	39	8000	13350	33.9	28.2	25.1	26.1	23.4	21.2	21.9	20.5	18.8			
	20.57	27	8000	13350	23.7	19.8	17.6	18.2	16.3	14.8	15.3	14.4	13.2			
	23.63	24	8000	13350	20.7	17.2	15.3	15.9	14.3	12.9	13.3	12.5	11.5			
	29.99	19	8000	13350	16.3	13.6	12.1	12.5	11.2	10.2	10.5	9.9	9.0			
1:3	5.06	92	6750	7606	67.3	56.1	49.8	51.8	46.4	42.0	43.4	40.8	37.4	232	57	TT08
	6.97	67	6750	12253	48.9	40.7	36.2	37.6	33.7	30.6	31.5	29.6	27.2			
	10.62	44	8000	13350	38.1	31.8	28.2	29.3	26.3	23.8	24.6	23.1	21.2			
	12.87	36	8000	13350	31.5	26.2	23.3	24.2	21.7	19.7	20.3	19.1	17.5			
	14.33	33	8000	13350	28.3	23.6	21.0	21.8	19.5	17.7	18.3	17.2	15.7			
	20.57	23	8000	13350	19.8	16.5	14.7	15.2	13.6	12.4	12.8	12.0	11.0			
	23.63	20	8000	13350	17.2	14.4	12.8	13.3	11.9	10.8	11.1	10.5	9.6			
	29.99	16	8000	13350	13.6	11.3	10.1	10.5	9.4	8.5	8.8	8.2	7.6			



Kasnak Oranı
Pulley Ratio
Übersetzung



Çıkış Devri (d/dak)
Output Speed (rpm)
Abtriebswelle Drehzahlen (upm)



Redüktör Ağırlığı (kg)
Gear Unit weight (kg)
Getriebegewicht (kg)



Redüktör Çevrim Oranı (i)
Gear Unit Ratio (i)
Übersetzung (i)



Anma Momenti (Nm)
Nominal Torque (Nm)
Nenn Drehmomente (Nm)



Ölçü Sayfası
Gear Unit weight
Getriebegewicht




İzin verilen giriş radyal yükü (N)
Permitted input overhung loads (N)
Zul. Eingangsquerkräfte (N)




TT Serisi Güç Devir Sayfaları

TT Series Performance Tables

TT Serien Leistung und Drehzahlübersicht



 n1=1400 rpm					Müsaade Edilen En Yüksek Nominal Motor Güçleri [kW] <i>Permissible Highest Nominal Motor Powers [kW]</i> Erlaubte Höchste Nominale Motorleistungen [kW]									TT87		
i	i	n2[rpm]	Ma[Nm]	Fqgv[N]	Darbesiz Çalışma Saati/Gün <i>Uniform Loads Hours/Day</i> Gleichförmige Belastung Std./Tag			Orta Darbeli Çalışma Saati/Gün <i>Moderate Loads Hours/Day</i> Ungleichförm. Belastung Std./Tag			Ağır Darbeli Çalışma Saati/Gün <i>Heavy Loads Hours/Day</i> Stark Ungleichförmige Std./Tag			kg	Fiyat kodu <i>Price Code</i> Preis No	
					8h (fs=1,00)	16h (fs=1,20)	24h (fs=1,35)	8h (fs=1,30)	16h (fs=1,45)	24h (fs=1,60)	8h (fs=1,55)	16h (fs=1,65)	24h (fs=1,80)			
1:1	5.07	276	7770	1138	229.6	191.4	170.1	176.6	158.4	143.5	148.2	139.2	127.6	375 58 TT09		
	7.16	196	9280	3941	194.7	162.3	144.3	149.8	134.3	121.7	125.6	118.0	108.2			
	9.98	140	11390	13346	171.7	143.0	127.1	132.0	118.4	107.3	110.7	104.0	95.4			
	12.50	112	12340	16030	148.7	123.9	110.2	114.4	102.6	92.9	95.9	90.1	82.6			
	15.98	88	13000	17928	122.8	102.3	91.0	94.5	84.7	76.8	79.2	74.4	68.2			
	20.88	67	13000	20325	94.1	78.4	69.7	72.4	64.9	58.8	60.7	57.0	52.3			
	23.42	60	13000	21368	84.0	70.0	62.2	64.6	57.9	52.5	54.2	50.9	46.7			
	30.29	46	13000	21700	65.1	54.3	48.2	50.1	44.9	40.7	42.0	39.5	36.2			
1:1,5	5.07	184	7770	5181	153.5	127.9	113.7	118.1	105.9	95.9	99.0	93.0	85.3	375 58 TT09		
	7.16	130	10580	4953	148.4	123.7	110.0	114.2	102.4	92.8	95.8	90.0	82.5			
	9.98	94	12980	16438	130.8	109.0	96.9	100.6	90.2	81.7	84.4	79.3	72.6			
	12.50	75	13000	18867	104.7	87.3	77.6	80.6	72.2	65.5	67.6	63.5	58.2			
	15.98	58	13000	21289	82.1	68.4	60.8	63.2	56.6	51.3	53.0	49.8	45.6			
	20.88	45	13000	21700	62.9	52.4	46.6	48.4	43.4	39.3	40.6	38.1	35.0			
	23.42	40	13000	21700	56.2	46.8	41.6	43.2	38.7	35.1	36.2	34.0	31.2			
	30.29	31	13000	21700	43.6	36.3	32.3	33.5	30.0	27.2	28.1	26.4	24.2			
1:2	5.07	138	7770	7030	115.2	96.0	85.4	88.7	79.5	72.0	74.4	69.8	64.0	375 58 TT09		
	7.16	98	10980	5939	115.7	96.4	85.7	89.0	79.8	72.3	74.6	70.1	64.3			
	9.98	70	13000	17957	98.3	82.0	72.8	75.7	67.8	61.5	63.4	59.6	54.6			
	12.50	56	13000	20283	78.7	65.5	58.3	60.5	54.2	49.2	50.7	47.7	43.7			
	15.98	44	13000	21700	61.7	51.4	45.7	47.4	42.5	38.5	39.8	37.4	34.3			
	20.88	34	13000	21700	47.2	39.4	35.0	36.3	32.6	29.5	30.5	28.6	26.2			
	23.42	30	13000	21700	42.2	35.1	31.2	32.4	29.1	26.4	27.2	25.6	23.4			
	30.29	23	13000	21700	32.7	27.3	24.2	25.2	22.6	20.4	21.1	19.8	18.2			
1:2,5	5.07	110	7770	9942	92.4	77.0	68.4	71.1	63.7	57.7	59.6	56.0	51.3	375 58 TT09		
	7.16	78	10980	9201	92.7	77.3	68.7	71.3	63.9	57.9	59.8	56.2	51.5			
	9.98	56	13000	20024	78.8	65.7	58.4	60.6	54.4	49.3	50.8	47.8	43.8			
	12.50	45	13000	21700	63.0	52.5	46.7	48.5	43.5	39.4	40.7	38.2	35.0			
	15.98	35	13000	21700	49.4	41.2	36.6	38.0	34.1	30.9	31.9	29.9	27.5			
	20.88	27	13000	21700	37.9	31.5	28.0	29.1	26.1	23.7	24.4	22.9	21.0			
	23.42	24	13000	21700	33.8	28.2	25.0	26.0	23.3	21.1	21.8	20.5	18.8			
	30.29	18	13000	21700	26.2	21.8	19.4	20.2	18.1	16.4	16.9	15.9	14.6			
1:3	5.07	92	7770	12854	77.1	64.3	57.1	59.3	53.2	48.2	49.8	46.7	42.8	375 58 TT09		
	7.16	65	10980	12463	77.4	64.5	57.3	59.5	53.4	48.4	49.9	46.9	43.0			
	9.98	47	13000	21700	65.8	54.8	48.7	50.6	45.4	41.1	42.4	39.9	36.6			
	12.50	37	13000	21700	52.6	43.9	39.0	40.5	36.3	32.9	33.9	31.9	29.2			
	15.98	29	13000	21700	41.2	34.4	30.6	31.7	28.4	25.8	26.6	25.0	22.9			
	20.88	22	13000	21700	31.6	26.3	23.4	24.3	21.8	19.8	20.4	19.2	17.6			
	23.42	20	13000	21700	28.2	23.5	20.9	21.7	19.5	17.6	18.2	17.1	15.7			
	30.29	15	13000	21700	21.9	18.2	16.2	16.8	15.1	13.7	14.1	13.3	12.1			



Kasnak Oranı
Pulley Ratio
Übersetzung



Çıkış Devri (d/dak)
Output Speed (rpm)
Abtriebswelle Drehzahlen (upm)



Redüktör Ağırlığı (kg)
Gear Unit weight (kg)
Geetriebegeicht (kg)



Redüktör Çevrim Oranı (i)
Gear Unit Ratio (i)
Übersetzung (i)



Anma Momenti (Nm)
Nominal Torque (Nm)
Nenn Drehmomente (Nm)



Ölçü Sayfası
Gear Unit weight
Geetriebegeicht




İzin verilen giriş radyal yükü (N)
Permitted input overhung loads (N)
Zul. Eingangsquerkräfte (N)











TT Serisi Güç Devir Sayfaları

TT Series Performance Tables

TT Serien Leistung und Drehzahlübersicht



 n1=1400 rpm					Müsaade Edilen En Yüksek Nominal Motor Güçleri [kW] <i>Permissible Highest Nominal Motor Powers [kW]</i> Erlaubte Höchste Nominale Motorleistungen [kW]									TT97		
 i	 i	 n ₂ n2[rpm]	 M ₂ Ma[Nm]	 Fr Fqgv[N]	Darbesiz Çalışma Saati/Gün <i>Uniform Loads Hours/Day</i> Gleichförmige Belastung Std./Tag			Orta Darbeli Çalışma Saati/Gün <i>Moderate Loads Hours/Day</i> Ungleichförm. Belastung Std./Tag			Ağır Darbeli Çalışma Saati/Gün <i>Heavy Loads Hours/Day</i> Stark Ungleichförmige Std./Tag			 505	 59	Fiyat kodu <i>Price Code</i> Preis No
					8h (fs=1,00)	16h (fs=1,20)	24h (fs=1,35)	8h (fs=1,30)	16h (fs=1,45)	24h (fs=1,60)	8h (fs=1,55)	16h (fs=1,65)	24h (fs=1,80)			
1:1	6.34	221	13940	-	329.8	274.8	244.3	253.7	227.4	206.1	212.8	199.9	183.2	505	59	TT10
	7.05	199	15510	-	329.9	274.9	244.4	253.8	227.5	206.2	212.8	199.9	183.3			
	12.22	115	18000	17597	221.7	184.7	164.2	170.5	152.9	138.5	143.0	134.3	123.2			
	13.61	103	18000	19273	199.3	166.1	147.6	153.3	137.5	124.6	128.6	120.8	110.7			
	15.23	92	18000	21871	178.2	148.5	132.0	137.1	122.9	111.4	115.0	108.0	99.0			
	19.70	71	18000	24532	138.0	115.0	102.2	106.1	95.2	86.2	89.0	83.6	76.7			
	24.42	57	18000	26989	111.6	93.0	82.6	85.8	76.9	69.7	72.0	67.6	62.0			
	31.36	45	18000	29952	87.1	72.6	64.5	67.0	60.1	54.5	56.2	52.8	48.4			
1:1,5	6.34	147	13940	4385	220.4	183.7	163.3	169.6	152.0	137.8	142.2	133.6	122.5	505	59	TT10
	7.05	132	15510	2910	220.5	183.8	163.3	169.6	152.1	137.8	142.3	133.6	122.5			
	12.22	76	18000	23114	148.2	123.5	109.8	114.0	102.2	92.6	95.6	89.8	82.3			
	13.61	69	18000	24440	133.3	111.0	98.7	102.5	91.9	83.3	86.0	80.8	74.0			
	15.23	61	18000	25841	119.2	99.3	88.3	91.7	82.2	74.5	76.9	72.2	66.2			
	19.70	47	18000	29068	92.3	76.9	68.3	71.0	63.6	57.7	59.5	55.9	51.3			
	24.42	38	18000	31864	74.6	62.2	55.3	57.4	51.4	46.6	48.1	45.2	41.4			
	31.36	30	18000	32500	58.3	48.5	43.2	44.8	40.2	36.4	37.6	35.3	32.4			
1:2	6.34	110	13940	6977	165.5	137.9	122.6	127.3	114.2	103.5	106.8	100.3	92.0	505	59	TT10
	7.05	99	15510	5599	165.6	138.0	122.7	127.4	114.2	103.5	106.8	100.4	92.0			
	12.22	57	18000	24883	111.3	92.7	82.4	85.6	76.7	69.6	71.8	67.4	61.8			
	13.61	51	18000	26273	100.1	83.4	74.1	77.0	69.0	62.5	64.6	60.6	55.6			
	15.23	46	18000	27745	89.5	74.6	66.3	68.8	61.7	55.9	57.7	54.2	49.7			
	19.70	36	18000	31144	69.3	57.7	51.3	53.3	47.8	43.3	44.7	42.0	38.5			
	24.42	29	18000	32500	56.0	46.7	41.5	43.1	38.6	35.0	36.1	33.9	31.1			
	31.36	22	18000	32500	43.7	36.5	32.4	33.7	30.2	27.3	28.2	26.5	24.3			
1:2,5	6.34	88	13940	11060	132.7	110.6	98.3	102.0	91.5	82.9	85.6	80.4	73.7	505	59	TT10
	7.05	79	15510	9836	132.7	110.6	98.3	102.1	91.5	83.0	85.6	80.4	73.7			
	12.22	46	18000	27668	89.2	74.3	66.1	68.6	61.5	55.7	57.5	54.1	49.5			
	13.61	41	18000	29160	80.2	66.8	59.4	61.7	55.3	50.1	51.7	48.6	44.6			
	15.23	37	18000	30744	71.7	59.8	53.1	55.2	49.5	44.8	46.3	43.5	39.8			
	19.70	28	18000	32500	55.5	46.3	41.1	42.7	38.3	34.7	35.8	33.6	30.8			
	24.42	23	18000	32500	44.9	37.4	33.2	34.5	31.0	28.1	29.0	27.2	24.9			
	31.36	18	18000	32500	35.1	29.2	26.0	27.0	24.2	21.9	22.6	21.2	19.5			
1:3	6.34	74	13940	15144	110.8	92.3	82.0	85.2	76.4	69.2	71.5	67.1	61.5	505	59	TT10
	7.05	66	15510	14073	110.8	92.3	82.1	85.2	76.4	69.3	71.5	67.2	61.6			
	12.22	38	18000	30453	74.5	62.0	55.1	57.3	51.3	46.5	48.0	45.1	41.4			
	13.61	34	18000	32047	66.9	55.8	49.6	51.5	46.2	41.8	43.2	40.6	37.2			
	15.23	31	18000	32500	59.9	49.9	44.3	46.1	41.3	37.4	38.6	36.3	33.3			
	19.70	24	18000	32500	46.3	38.6	34.3	35.6	32.0	29.0	29.9	28.1	25.7			
	24.42	19	18000	32500	37.5	31.2	27.8	28.8	25.8	23.4	24.2	22.7	20.8			
	31.36	15	18000	32500	29.3	24.4	21.7	22.5	20.2	18.3	18.9	17.7	16.3			



Kasnak Oranı
Pulley Ratio
Übersetzung



Çıkış Devri (d/dak)
Output Speed (rpm)
Abtriebswelle Drehzahlen (upm)



Redüktör Ağırlığı (kg)
Gear Unit weight (kg)
Getriebegewicht (kg)



Redüktör Çevrim Oranı (i)
Gear Unit Ratio (i)
Übersetzung (i)



Anma Momenti (Nm)
Nominal Torque (Nm)
Nenn Drehmomente (Nm)



Ölçü Sayfası
Gear Unit weight
Getriebegewicht




İzin verilen giriş radyal yükü (N)
Permitted input overhung loads (N)
Zul. Eingangsquerkräfte (N)




TT Serisi Güç Devir Sayfaları

TT Series Performance Tables

TT Serien Leistung und Drehzahlübersicht



 n1=2800 rpm					Müsaade Edilen En Yüksek Nominal Motor Güçleri [kW] <i>Permissible Highest Nominal Motor Powers [kW]</i> Erlaubte Höchste Nominale Motorleistungen [kW]									TT17		
i	i	n2[rpm]	Ma[Nm]	Fqgv[N]	Darbesiz Çalışma Saati/Gün <i>Uniform Loads Hours/Day</i> Gleichförmige Belastung Std./Tag			Orta Darbeli Çalışma Saati/Gün <i>Moderate Loads Hours/Day</i> Ungleichförm. Belastung Std./Tag			Ağır Darbeli Çalışma Saati/Gün <i>Heavy Loads Hours/Day</i> Stark Ungleichförmige Std./Tag			kg	Fiyat kodu <i>Price Code</i> Preis No	
					8h (fs=1,00)	16h (fs=1,20)	24h (fs=1,35)	8h (fs=1,30)	16h (fs=1,45)	24h (fs=1,60)	8h (fs=1,55)	16h (fs=1,65)	24h (fs=1,80)			
1:1	4.86	576	130	983	8.1	6.7	6.0	6.2	5.6	5.0	5.2	4.9	4.5	13	50	TT01
	6.67	420	160	1359	7.2	6.0	5.4	5.6	5.0	4.5	4.7	4.4	4.0			
	9.54	293	195	1568	6.2	5.2	4.6	4.8	4.3	3.9	4.0	3.7	3.4			
	13.19	212	200	1807	4.6	3.8	3.4	3.5	3.2	2.9	3.0	2.8	2.6			
	15.18	184	200	1916	4.0	3.3	3.0	3.1	2.8	2.5	2.6	2.4	2.2			
	19.04	147	200	2099	3.2	2.7	2.4	2.5	2.2	2.0	2.1	1.9	1.8			
	25.24	111	200	2339	2.4	2.0	1.8	1.9	1.7	1.5	1.6	1.5	1.3			
	29.67	94	200	2485	2.1	1.7	1.5	1.6	1.4	1.3	1.3	1.3	1.1			
1:1,5	4.86	384	150	1259	6.2	5.2	4.6	4.8	4.3	3.9	4.0	3.8	3.5	13	50	TT01
	6.67	280	187	1599	5.7	4.7	4.2	4.3	3.9	3.5	3.6	3.4	3.1			
	9.54	196	198	1882	4.2	3.5	3.1	3.2	2.9	2.6	2.7	2.5	2.3			
	13.19	142	200	2161	3.1	2.6	2.3	2.4	2.1	1.9	2.0	1.9	1.7			
	15.18	123	200	2288	2.7	2.2	2.0	2.1	1.8	1.7	1.7	1.6	1.5			
	19.04	98	200	2500	2.1	1.8	1.6	1.6	1.5	1.3	1.4	1.3	1.2			
	25.24	74	200	2700	1.6	1.3	1.2	1.2	1.1	1.0	1.0	0.98	0.90			
	29.67	63	200	2700	1.4	1.2	1.02	1.1	0.95	0.86	0.89	0.84	0.77			
1:2	4.86	288	160	1390	5.0	4.2	3.7	3.8	3.4	3.1	3.2	3.0	2.8	13	50	TT01
	6.67	210	200	1713	4.5	3.8	3.4	3.5	3.1	2.8	2.9	2.8	2.5			
	9.54	147	200	2031	3.2	2.7	2.4	2.5	2.2	2.0	2.1	1.9	1.8			
	13.19	106	200	2330	2.3	1.9	1.7	1.8	1.6	1.4	1.5	1.4	1.3			
	15.18	92	200	2465	2.0	1.7	1.5	1.5	1.4	1.3	1.3	1.2	1.1			
	19.04	74	200	2690	1.6	1.3	1.2	1.2	1.1	1.0	1.0	0.97	0.89			
	25.24	55	200	2700	1.2	1.0	0.90	0.94	0.84	0.76	0.79	0.74	0.68			
	29.67	47	200	2700	1.0	0.86	0.77	0.80	0.72	0.65	0.67	0.63	0.58			
1:2,5	4.86	230	173	1521	4.3	3.6	3.2	3.3	3.0	2.7	2.8	2.6	2.4	13	50	TT01
	6.67	168	200	1905	3.6	3.0	2.7	2.8	2.5	2.3	2.3	2.2	2.0			
	9.54	117	200	2248	2.6	2.1	1.9	2.0	1.8	1.6	1.6	1.5	1.4			
	13.19	85	200	2571	1.9	1.5	1.4	1.4	1.3	1.2	1.2	1.1	1.0			
	15.18	74	200	2700	1.6	1.3	1.2	1.2	1.1	1.0	1.0	0.98	0.90			
	19.04	59	200	2700	1.3	1.1	0.95	0.99	0.89	0.80	0.83	0.78	0.72			
	25.24	44	200	2700	1.0	0.81	0.72	0.75	0.67	0.61	0.63	0.59	0.54			
	29.67	38	200	2700	0.83	0.69	0.62	0.64	0.57	0.52	0.54	0.50	0.46			
1:3	4.86	192	173	1608	3.9	3.2	2.9	3.0	2.7	2.4	2.5	2.3	2.1	13	50	TT01
	6.67	140	200	2033	3.0	2.5	2.3	2.3	2.1	1.9	2.0	1.8	1.7			
	9.54	98	200	2392	2.1	1.8	1.6	1.6	1.5	1.3	1.4	1.3	1.2			
	13.19	71	200	2700	1.5	1.3	1.1	1.2	1.1	1.0	1.0	0.94	0.86			
	15.18	61	200	2700	1.3	1.1	1.0	1.0	0.93	0.84	0.87	0.82	0.75			
	19.04	49	200	2700	1.1	0.90	0.80	0.83	0.74	0.67	0.69	0.65	0.60			
	25.24	37	200	2700	0.81	0.68	0.60	0.63	0.56	0.51	0.52	0.49	0.45			
	29.67	31	200	2700	0.69	0.58	0.51	0.53	0.48	0.43	0.45	0.42	0.39			



Kasnak Oranı
Pulley Ratio
Übersetzung



Çıkış Devri (d/dak)
Output Speed (rpm)
Abtriebswelle Drehzahlen (upm)



Redüktör Ağırlığı (kg)
Gear Unit weight (kg)
Geetriebegeicht (kg)



İzin verilen giriş radyal yükü (N)
Permitted input overhung loads (N)
Zul. Eingangsquerkräfte (N)



Redüktör Çevrim Oranı (i)
Gear Unit Ratio (i)
Übersetzung (i)



Anma Momenti (Nm)
Nominal Torque (Nm)
Nenn Drehmomente (Nm)



Ölçü Sayfası
Gear Unit weight
Geetriebegeicht











TT Serisi Güç Devir Sayfaları

TT Series Performance Tables

TT Serien Leistung und Drehzahlübersicht



 n1=2800 rpm					Müsaade Edilen En Yüksek Nominal Motor Güçleri [kW] <i>Permissible Highest Nominal Motor Powers [kW]</i> Erlaubte Höchste Nominale Motorleistungen [kW]									TT27		
 i	 i	 n ₂ n ₂ [rpm]	 M ₂ Ma[Nm]	 Fr F _{qgv} [N]	Darbesiz Çalışma Saati/Gün <i>Uniform Loads Hours/Day</i> Gleichförmige Belastung Std./Tag			Orta Darbeli Çalışma Saati/Gün <i>Moderate Loads Hours/Day</i> Ungleichförm. Belastung Std./Tag			Ağır Darbeli Çalışma Saati/Gün <i>Heavy Loads Hours/Day</i> Stark Ungleichförmige Std./Tag			 kg		Fiyat kodu <i>Price Code</i> Preis No
					8h (fs=1,00)	16h (fs=1,20)	24h (fs=1,35)	8h (fs=1,30)	16h (fs=1,45)	24h (fs=1,60)	8h (fs=1,55)	16h (fs=1,65)	24h (fs=1,80)			
1:1	5.45	514	395	253	21.8	18.2	16.1	16.8	15.0	13.6	14.1	13.2	12.1	23	51	TT02
	7.48	374	425	787	17.1	14.3	12.7	13.2	11.8	10.7	11.0	10.4	9.5			
	10.25	273	450	1944	13.2	11.0	9.8	10.2	9.1	8.3	8.5	8.0	7.4			
	11.96	234	450	2107	11.4	9.5	8.4	8.7	7.8	7.1	7.3	6.9	6.3			
	14.07	199	450	2279	9.7	8.1	7.2	7.4	6.7	6.0	6.2	5.9	5.4			
	18.92	148	450	2601	7.2	6.0	5.3	5.6	5.0	4.5	4.7	4.4	4.0			
	25.23	111	450	2700	5.4	4.5	4.0	4.2	3.7	3.4	3.5	3.3	3.0			
	30.49	92	450	2700	4.5	3.7	3.3	3.5	3.1	2.8	2.9	2.7	2.5			
1:1,5	5.45	343	432	548	15.9	13.3	11.8	12.3	11.0	10.0	10.3	9.7	8.8	23	51	TT02
	7.48	250	442	1332	11.9	9.9	8.8	9.2	8.2	7.4	7.7	7.2	6.6			
	10.25	182	450	2363	8.9	7.4	6.6	6.8	6.1	5.5	5.7	5.4	4.9			
	11.96	156	450	2549	7.6	6.3	5.6	5.8	5.2	4.7	4.9	4.6	4.2			
	14.07	133	450	2700	6.5	5.4	4.8	5.0	4.5	4.0	4.2	3.9	3.6			
	18.92	99	450	2700	4.8	4.0	3.6	3.7	3.3	3.0	3.1	2.9	2.7			
	25.23	74	450	2700	3.6	3.0	2.7	2.8	2.5	2.3	2.3	2.2	2.0			
	30.49	61	450	2700	3.0	2.5	2.2	2.3	2.1	1.9	1.9	1.8	1.7			
1:2	5.45	257	450	688	12.5	10.4	9.2	9.6	8.6	7.8	8.0	7.6	6.9	23	51	TT02
	7.48	187	450	1590	9.1	7.6	6.7	7.0	6.3	5.7	5.9	5.5	5.1			
	10.25	137	450	2562	6.7	5.5	4.9	5.1	4.6	4.2	4.3	4.0	3.7			
	11.96	117	450	2700	5.7	4.8	4.2	4.4	3.9	3.6	3.7	3.5	3.2			
	14.07	99	450	2700	4.9	4.1	3.6	3.7	3.4	3.0	3.1	2.9	2.7			
	18.92	74	450	2700	3.6	3.0	2.7	2.8	2.5	2.3	2.3	2.2	2.0			
	25.23	55	450	2700	2.7	2.3	2.0	2.1	1.9	1.7	1.8	1.7	1.5			
	30.49	46	450	2700	2.3	1.9	1.7	1.7	1.6	1.4	1.5	1.4	1.3			
1:2,5	5.45	206	450	1095	10.0	8.3	7.4	7.7	6.9	6.2	6.4	6.1	5.5	23	51	TT02
	7.48	150	450	2045	7.3	6.1	5.4	5.6	5.0	4.6	4.7	4.4	4.1			
	10.25	109	450	2700	5.3	4.4	3.9	4.1	3.7	3.3	3.4	3.2	3.0			
	11.96	94	450	2700	4.6	3.8	3.4	3.5	3.2	2.9	2.9	2.8	2.5			
	14.07	80	450	2700	3.9	3.2	2.9	3.0	2.7	2.4	2.5	2.4	2.2			
	18.92	59	450	2700	2.9	2.4	2.2	2.2	2.0	1.8	1.9	1.8	1.6			
	25.23	44	450	2700	2.2	1.8	1.6	1.7	1.5	1.4	1.4	1.3	1.2			
	30.49	37	450	2700	1.8	1.5	1.3	1.4	1.2	1.1	1.2	1.1	1.0			
1:3	5.45	171	450	1367	8.3	6.9	6.2	6.4	5.8	5.2	5.4	5.1	4.6	23	51	TT02
	7.48	125	450	2347	6.1	5.1	4.5	4.7	4.2	3.8	3.9	3.7	3.4			
	10.25	91	450	2700	4.4	3.7	3.3	3.4	3.1	2.8	2.9	2.7	2.5			
	11.96	78	450	2700	3.8	3.2	2.8	2.9	2.6	2.4	2.5	2.3	2.1			
	14.07	66	450	2700	3.2	2.7	2.4	2.5	2.2	2.0	2.1	2.0	1.8			
	18.92	49	450	2700	2.4	2.0	1.8	1.9	1.7	1.5	1.6	1.5	1.3			
	25.23	37	450	2700	1.8	1.5	1.3	1.4	1.3	1.1	1.2	1.1	1.0			
	30.49	31	450	2700	1.5	1.3	1.1	1.2	1.0	0.94	0.97	0.92	0.84			



Kasnak Oranı
Pulley Ratio
Übersetzung



Çıkış Devri (d/dak)
Output Speed (rpm)
Abtriebswelle Drehzahlen (upm)



Redüktör Ağırlığı (kg)
Gear Unit weight (kg)
Getriebegewicht (kg)



Redüktör Çevrim Oranı (i)
Gear Unit Ratio (i)
Übersetzung (i)



Anma Momenti (Nm)
Nominal Torque (Nm)
Nenn Drehmomente (Nm)



Ölçü Sayfası
Gear Unit weight
Getriebegewicht



İzin verilen giriş radyal yükü (N)
Permitted input overhung loads (N)
Zul. Eingangsquerkräfte (N)











TT Serisi Güç Devir Sayfaları

TT Series Performance Tables

TT Serien Leistung und Drehzahlübersicht



 n1=2800 rpm					Müsaade Edilen En Yüksek Nominal Motor Güçleri [kW] <i>Permissible Highest Nominal Motor Powers [kW]</i> Erlaubte Höchste Nominale Motorleistungen [kW]									TT28		
i	i	n2[rpm]	Ma[Nm]	Fqgv[N]	Darbesiz Çalışma Saati/Gün <i>Uniform Loads Hours/Day</i> Gleichförmige Belastung Std./Tag			Orta Darbeli Çalışma Saati/Gün <i>Moderate Loads Hours/Day</i> Ungleichförm. Belastung Std./Tag			Ağır Darbeli Çalışma Saati/Gün <i>Heavy Loads Hours/Day</i> Stark Ungleichförmige Std./Tag			kg	kg	Fiyat kodu <i>Price Code</i> Preis No
					8h (fs=1,00)	16h (fs=1,20)	24h (fs=1,35)	8h (fs=1,30)	16h (fs=1,45)	24h (fs=1,60)	8h (fs=1,55)	16h (fs=1,65)	24h (fs=1,80)			
1:1	4.95	566	345	319	21.0	17.5	15.5	16.1	14.5	13.1	13.5	12.7	11.6	30	52	TT03
	6.95	403	385	1105	16.7	13.9	12.4	12.8	11.5	10.4	10.8	10.1	9.3			
	10.18	275	435	1523	12.9	10.7	9.5	9.9	8.9	8.1	8.3	7.8	7.2			
	13.78	203	480	1827	10.5	8.8	7.8	8.1	7.3	6.6	6.8	6.4	5.9			
	16.29	172	505	1963	9.4	7.8	7.0	7.2	6.5	5.9	6.1	5.7	5.2			
	20.86	134	545	2173	7.9	6.6	5.9	6.1	5.5	5.0	5.1	4.8	4.4			
	24.30	115	575	2306	7.2	6.0	5.3	5.5	5.0	4.5	4.6	4.4	4.0			
	29.25	96	600	2480	6.3	5.2	4.6	4.8	4.3	3.9	4.0	3.8	3.5			
1:1,5	4.95	377	399	478	16.2	13.5	12.0	12.5	11.2	10.1	10.5	9.8	9.0	30	52	TT03
	6.95	269	540	1329	15.6	13.0	11.6	12.0	10.8	9.8	10.1	9.5	8.7			
	10.18	183	600	1856	11.9	9.9	8.8	9.1	8.2	7.4	7.7	7.2	6.6			
	13.78	135	600	2156	8.8	7.3	6.5	6.8	6.1	5.5	5.7	5.3	4.9			
	16.29	115	600	2327	7.5	6.2	5.5	5.7	5.1	4.7	4.8	4.5	4.1			
	20.86	89	600	2595	5.8	4.9	4.3	4.5	4.0	3.7	3.8	3.5	3.2			
	24.30	77	600	2766	5.0	4.2	3.7	3.9	3.5	3.1	3.2	3.0	2.8			
	29.25	64	600	2982	4.2	3.5	3.1	3.2	2.9	2.6	2.7	2.5	2.3			
1:2	4.95	283	425	554	13.0	10.8	9.6	10.0	8.9	8.1	8.4	7.9	7.2	30	52	TT03
	6.95	201	475	1435	10.3	8.6	7.7	8.0	7.1	6.5	6.7	6.3	5.7			
	10.18	138	535	2014	8.0	6.6	5.9	6.1	5.5	5.0	5.1	4.8	4.4			
	13.78	102	590	2312	6.5	5.4	4.8	5.0	4.5	4.1	4.2	3.9	3.6			
	16.29	86	600	2499	5.6	4.7	4.2	4.3	3.9	3.5	3.6	3.4	3.1			
	20.86	67	600	2795	4.4	3.7	3.3	3.4	3.0	2.7	2.8	2.7	2.4			
	24.30	58	600	2985	3.8	3.1	2.8	2.9	2.6	2.4	2.4	2.3	2.1			
	29.25	48	600	3220	3.1	2.6	2.3	2.4	2.2	2.0	2.0	1.9	1.7			
1:2,5	4.95	226	455	632	11.1	9.3	8.2	8.6	7.7	7.0	7.2	6.7	6.2	30	52	TT03
	6.95	161	508	1652	8.9	7.4	6.6	6.8	6.1	5.5	5.7	5.4	4.9			
	10.18	110	568	2216	6.8	5.6	5.0	5.2	4.7	4.2	4.4	4.1	3.8			
	13.78	81	595	2572	5.3	4.4	3.9	4.0	3.6	3.3	3.4	3.2	2.9			
	16.29	69	600	2779	4.5	3.7	3.3	3.5	3.1	2.8	2.9	2.7	2.5			
	20.86	54	600	3100	3.5	2.9	2.6	2.7	2.4	2.2	2.3	2.1	2.0			
	24.30	46	600	3306	3.0	2.5	2.2	2.3	2.1	1.9	1.9	1.8	1.7			
	29.25	38	600	3562	2.5	2.1	1.9	1.9	1.7	1.6	1.6	1.5	1.4			
1:3	4.95	189	455	684	9.9	8.3	7.3	7.6	6.8	6.2	6.4	6.0	5.5	30	52	TT03
	6.95	134	508	1796	7.9	6.6	5.8	6.0	5.4	4.9	5.1	4.8	4.4			
	10.18	92	568	2351	6.0	5.0	4.4	4.6	4.1	3.7	3.9	3.6	3.3			
	13.78	68	595	2745	4.4	3.7	3.3	3.4	3.1	2.8	2.9	2.7	2.5			
	16.29	57	600	2966	3.7	3.1	2.8	2.9	2.6	2.3	2.4	2.3	2.1			
	20.86	45	600	3304	2.9	2.4	2.2	2.3	2.0	1.8	1.9	1.8	1.6			
	24.30	38	600	3520	2.5	2.1	1.9	1.9	1.7	1.6	1.6	1.5	1.4			
	29.25	32	600	3789	2.1	1.7	1.6	1.6	1.4	1.3	1.4	1.3	1.2			

 Kasnak Oranı <i>Pulley Ratio</i> Übersetzung	 Çıkış Devri (d/dak) <i>Output Speed (rpm)</i> Abtriebswelle Drehzahlen (upm)	 Redüktör Ağırlığı (kg) <i>Gear Unit weight (kg)</i> Geetriebegewicht (kg)	 İzin verilen giriş radyal yükü (N) <i>Permitted input overhung loads(N)</i> Zul. Eingangsquerkräfte (N)
 Redüktör Çevrim Oranı (i) <i>Gear Unit Ratio (i)</i> Übersetzung (i)	 Anma Momenti (Nm) <i>Nominal Torque (Nm)</i> Nenn Drehmomente (Nm)	 Ölçü Sayfası <i>Gear Unit weight</i> Geetriebegewicht	











TT Serisi Güç Devir Sayfaları

TT Series Performance Tables

TT Serien Leistung und Drehzahlübersicht



 n1=2800 rpm					Müsaade Edilen En Yüksek Nominal Motor Güçleri [kW] <i>Permissible Highest Nominal Motor Powers [kW]</i> Erlaubte Höchste Nominale Motorleistungen [kW]									TT37		
 i	 i	 n₂ n2[rpm]	 M₂ Ma[Nm]	 Fr Fqgv[N]	Darbesiz Çalışma Saati/Gün <i>Uniform Loads Hours/Day</i> Gleichförmige Belastung Std./Tag			Orta Darbeli Çalışma Saati/Gün <i>Moderate Loads Hours/Day</i> Ungleichförm. Belastung Std./Tag			Ağır Darbeli Çalışma Saati/Gün <i>Heavy Loads Hours/Day</i> Stark Ungleichförmige Std./Tag					Fiyat kodu <i>Price Code</i> Preis No
					8h (fs=1,00)	16h (fs=1,20)	24h (fs=1,35)	8h (fs=1,30)	16h (fs=1,45)	24h (fs=1,60)	8h (fs=1,55)	16h (fs=1,65)	24h (fs=1,80)			
1:1	4.46	628	490	1016	33.0	27.5	24.4	25.4	22.7	20.6	21.3	20.0	18.3	37	53	TT04
	6.50	431	595	1561	27.5	22.9	20.4	21.2	19.0	17.2	17.8	16.7	15.3			
	9.94	282	685	2614	20.8	17.3	15.4	16.0	14.3	13.0	13.4	12.6	11.5			
	13.02	215	745	2956	17.3	14.4	12.8	13.3	11.9	10.8	11.2	10.5	9.6			
	15.05	186	780	3145	15.7	13.1	11.6	12.1	10.8	9.8	10.1	9.5	8.7			
	19.53	143	820	3517	12.7	10.6	9.4	9.8	8.8	7.9	8.2	7.7	7.1			
	24.86	113	820	3900	10.0	8.3	7.4	7.7	6.9	6.3	6.5	6.1	5.6			
	28.13	100	820	4101	8.9	7.4	6.6	6.8	6.1	5.5	5.7	5.4	4.9			
1:1,5	4.46	419	565	1347	25.4	21.2	18.8	19.5	17.5	15.9	16.4	15.4	14.1	37	53	TT04
	6.50	287	687	1985	21.2	17.7	15.7	16.3	14.6	13.3	13.7	12.9	11.8			
	9.94	188	777	3099	15.7	13.1	11.7	12.1	10.8	9.8	10.1	9.5	8.7			
	13.02	143	796	3535	12.3	10.3	9.1	9.5	8.5	7.7	8.0	7.5	6.9			
	15.05	124	807	3774	10.8	9.0	8.0	8.3	7.5	6.8	7.0	6.6	6.0			
	19.53	96	820	4224	8.5	7.1	6.3	6.5	5.9	5.3	5.5	5.2	4.7			
	24.86	75	820	4350	6.7	5.6	5.0	5.1	4.6	4.2	4.3	4.1	3.7			
	28.13	66	820	4350	5.9	4.9	4.4	4.6	4.1	3.7	3.8	3.6	3.3			
1:2	4.46	314	600	1504	20.3	16.9	15.0	15.6	14.0	12.7	13.1	12.3	11.3	37	53	TT04
	6.50	215	730	2186	17.0	14.1	12.6	13.0	11.7	10.6	10.9	10.3	9.4			
	9.94	141	820	3328	12.5	10.4	9.2	9.6	8.6	7.8	8.1	7.6	6.9			
	13.02	108	820	3810	9.6	8.0	7.1	7.4	6.6	6.0	6.2	5.8	5.3			
	15.05	93	820	4072	8.3	6.9	6.1	6.4	5.7	5.2	5.3	5.0	4.6			
	19.53	72	820	4350	6.4	5.3	4.7	4.9	4.4	4.0	4.1	3.9	3.5			
	24.86	56	820	4350	5.0	4.2	3.7	3.9	3.5	3.1	3.2	3.0	2.8			
	28.13	50	820	4350	4.5	3.7	3.3	3.4	3.1	2.8	2.9	2.7	2.5			
1:2,5	4.46	251	643	1762	17.4	14.5	12.9	13.4	12.0	10.9	11.2	10.5	9.7	37	53	TT04
	6.50	172	775	2556	14.4	12.0	10.7	11.1	9.9	9.0	9.3	8.7	8.0			
	9.94	113	820	3712	10.0	8.3	7.4	7.7	6.9	6.2	6.5	6.1	5.6			
	13.02	86	820	4230	7.7	6.4	5.7	5.9	5.3	4.8	4.9	4.6	4.3			
	15.05	74	820	4350	6.6	5.5	4.9	5.1	4.6	4.1	4.3	4.0	3.7			
	19.53	57	820	4350	5.1	4.3	3.8	3.9	3.5	3.2	3.3	3.1	2.8			
	24.86	45	820	4350	4.0	3.4	3.0	3.1	2.8	2.5	2.6	2.4	2.2			
	28.13	40	820	4350	3.6	3.0	2.6	2.7	2.5	2.2	2.3	2.2	2.0			
1:3	4.46	209	643	1935	15.5	12.9	11.5	11.9	10.7	9.7	10.0	9.4	8.6	37	53	TT04
	6.50	144	775	2803	12.7	10.6	9.4	9.8	8.8	8.0	8.2	7.7	7.1			
	9.94	94	820	3967	8.3	7.0	6.2	6.4	5.8	5.2	5.4	5.1	4.6			
	13.02	72	820	4350	6.4	5.3	4.7	4.9	4.4	4.0	4.1	3.9	3.6			
	15.05	62	820	4350	5.5	4.6	4.1	4.3	3.8	3.5	3.6	3.4	3.1			
	19.53	48	820	4350	4.3	3.6	3.2	3.3	2.9	2.7	2.8	2.6	2.4			
	24.86	38	820	4350	3.4	2.8	2.5	2.6	2.3	2.1	2.2	2.0	1.9			
	28.13	33	820	4350	3.0	2.5	2.2	2.3	2.1	1.9	1.9	1.8	1.7			



Kasnak Oranı
Pulley Ratio
Übersetzung



Çıkış Devri (d/dak)
Output Speed (rpm)
Abtriebswelle Drehzahlen (upm)



Redüktör Ağırlığı (kg)
Gear Unit weight (kg)
Getriebegewicht (kg)



Redüktör Çevrim Oranı (i)
Gear Unit Ratio (i)
Übersetzung (i)



Anma Momenti (Nm)
Nominal Torque (Nm)
Nenn Drehmomente (Nm)



Ölçü Sayfası
Gear Unit weight
Getriebegewicht



İzin verilen giriş radyal yükü (N)
Permitted input overhung loads (N)
Zul. Eingangsquerkräfte (N)











TT Serisi Güç Devir Sayfaları

TT Series Performance Tables

TT Serien Leistung und Drehzahlübersicht



 n1=2800 rpm					Müsaade Edilen En Yüksek Nominal Motor Güçleri [kW] <i>Permissible Highest Nominal Motor Powers [kW]</i> Erlaubte Höchste Nominale Motorleistungen [kW]									TT47		
i	i	n2[rpm]	Ma[Nm]	Fqgv[N]	Darbesiz Çalışma Saati/Gün <i>Uniform Loads Hours/Day</i> Gleichförmige Belastung Std./Tag			Orta Darbeli Çalışma Saati/Gün <i>Moderate Loads Hours/Day</i> Ungleichförm. Belastung Std./Tag			Ağır Darbeli Çalışma Saati/Gün <i>Heavy Loads Hours/Day</i> Stark Ungleichförmige Std./Tag			kg	Fiyat kodu <i>Price Code</i> Preis No	
					8h (fs=1,00)	16h (fs=1,20)	24h (fs=1,35)	8h (fs=1,30)	16h (fs=1,45)	24h (fs=1,60)	8h (fs=1,55)	16h (fs=1,65)	24h (fs=1,80)			
1:1	6.82	410	1020	1704	45.0	37.5	33.3	34.6	31.0	28.1	29.0	27.3	25.0	52	54	TT05
	9.69	289	1150	3361	35.8	29.8	26.5	27.5	24.7	22.4	23.1	21.7	19.9			
	13.46	208	1270	3925	28.5	23.8	21.1	21.9	19.7	17.8	18.4	17.3	15.8			
	16.31	172	1360	4275	25.2	21.0	18.7	19.4	17.4	15.7	16.3	15.3	14.0			
	20.74	135	1460	4715	21.3	17.8	15.8	16.4	14.7	13.3	13.8	12.9	11.8			
	26.64	105	1550	5216	17.7	14.7	13.1	13.6	12.2	11.0	11.4	10.7	9.8			
	30.11	93	1550	5489	15.6	13.0	11.6	12.0	10.8	9.8	10.1	9.5	8.7			
1:1,5	4.97	375	1063	1216	42.9	35.7	31.7	33.0	29.6	26.8	27.6	26.0	23.8	52	54	TT05
	6.82	274	1176	2229	34.7	28.9	25.7	26.7	23.9	21.7	22.4	21.0	19.3			
	9.69	193	1326	3971	27.6	23.0	20.4	21.2	19.0	17.2	17.8	16.7	15.3			
	13.46	139	1460	4636	21.9	18.3	16.2	16.9	15.1	13.7	14.1	13.3	12.2			
	16.31	114	1489	5086	18.4	15.4	13.7	14.2	12.7	11.5	11.9	11.2	10.2			
	20.74	90	1521	5640	14.8	12.4	11.0	11.4	10.2	9.3	9.6	9.0	8.2			
	26.64	70	1550	5800	11.8	9.8	8.7	9.1	8.1	7.4	7.6	7.1	6.6			
30.11	62	1550	5800	10.5	8.7	7.7	8.0	7.2	6.5	6.7	6.3	5.8				
1:2	4.97	282	1130	1391	34.3	28.5	25.4	26.3	23.6	21.4	22.1	20.8	19.0	52	54	TT05
	6.82	205	1250	2477	27.7	23.1	20.5	21.3	19.1	17.3	17.9	16.8	15.4			
	9.69	145	1410	4259	22.0	18.4	16.3	16.9	15.2	13.8	14.2	13.4	12.2			
	13.46	104	1550	4972	17.5	14.6	13.0	13.4	12.1	10.9	11.3	10.6	9.7			
	16.31	86	1550	5471	14.4	12.0	10.7	11.1	9.9	9.0	9.3	8.7	8.0			
	20.74	67	1550	5800	11.4	9.5	8.4	8.7	7.8	7.1	7.3	6.9	6.3			
	26.64	53	1550	5800	8.9	7.4	6.6	6.8	6.1	5.5	5.7	5.4	4.9			
30.11	46	1550	5800	7.9	6.5	5.8	6.0	5.4	4.9	5.1	4.8	4.4				
1:2,5	4.97	225	1210	1703	29.4	24.5	21.8	22.6	20.3	18.4	18.9	17.8	16.3	52	54	TT05
	6.82	164	1340	2878	23.8	19.8	17.6	18.3	16.4	14.9	15.3	14.4	13.2			
	9.69	116	1480	4700	18.5	15.4	13.7	14.2	12.8	11.6	11.9	11.2	10.3			
	13.46	83	1550	5534	14.0	11.7	10.4	10.8	9.7	8.8	9.0	8.5	7.8			
	16.31	69	1550	5800	11.6	9.6	8.6	8.9	8.0	7.2	7.5	7.0	6.4			
	20.74	54	1550	5800	9.1	7.6	6.7	7.0	6.3	5.7	5.9	5.5	5.1			
	26.64	42	1550	5800	7.1	5.9	5.3	5.5	4.9	4.4	4.6	4.3	3.9			
30.11	37	1550	5800	6.3	5.2	4.7	4.8	4.3	3.9	4.1	3.8	3.5				
1:3	4.97	188	1210	1911	26.1	21.8	19.4	20.1	18.0	16.3	16.9	15.8	14.5	52	54	TT05
	6.82	137	1340	3146	21.2	17.7	15.7	16.3	14.6	13.2	13.7	12.8	11.8			
	9.69	96	1480	4994	16.2	13.5	12.0	12.5	11.2	10.1	10.4	9.8	9.0			
	13.46	69	1550	5800	11.7	9.7	8.7	9.0	8.1	7.3	7.5	7.1	6.5			
	16.31	57	1550	5800	9.6	8.0	7.1	7.4	6.7	6.0	6.2	5.8	5.4			
	20.74	45	1550	5800	7.6	6.3	5.6	5.8	5.2	4.8	4.9	4.6	4.2			
	26.64	35	1550	5800	5.9	4.9	4.4	4.6	4.1	3.7	3.8	3.6	3.3			
30.11	31	1550	5800	5.3	4.4	3.9	4.0	3.6	3.3	3.4	3.2	2.9				

 Kasnak Oranı <i>Pulley Ratio</i> Übersetzung	 Çıkış Devri (d/dak) <i>Output Speed (rpm)</i> Abtriebswelle Drehzahlen (upm)	 Redüktör Ağırlığı (kg) <i>Gear Unit weight (kg)</i> Geetriebegeicht (kg)	 İzin verilen giriş radyal yükü (N) <i>Permitted input overhung loads (N)</i> Zul. Eingangsquerkräfte (N)
 Redüktör Çevrim Oranı (i) <i>Gear Unit Ratio (i)</i> Übersetzung (i)	 Anma Momenti (Nm) <i>Nominal Torque (Nm)</i> Nenn Drehmomente (Nm)	 Ölçü Sayfası <i>Gear Unit weight</i> Geetriebegeicht	











TT Serisi Güç Devir Sayfaları

TT Series Performance Tables

TT Serien Leistung und Drehzahlübersicht



 n₁=2800 rpm					Müsaade Edilen En Yüksek Nominal Motor Güçleri [kW] <i>Permissible Highest Nominal Motor Powers [kW]</i> Erlaubte Höchste Nominale Motorleistungen [kW]									TT57		
					Darbesiz Çalışma Saati/Gün <i>Uniform Loads Hours/Day</i> Gleichförmige Belastung Std./Tag			Orta Darbeli Çalışma Saati/Gün <i>Moderate Loads Hours/Day</i> Ungleichförm. Belastung Std./Tag			Ağır Darbeli Çalışma Saati/Gün <i>Heavy Loads Hours/Day</i> Stark Ungleichförmige Std./Tag					Fiyat kodu <i>Price Code</i> Preis No
					8h (fs=1,00)	16h (fs=1,20)	24h (fs=1,35)	8h (fs=1,30)	16h (fs=1,45)	24h (fs=1,60)	8h (fs=1,55)	16h (fs=1,65)	24h (fs=1,80)			
1:1	16.03	175	2660	6258	50.1	41.7	37.1	38.5	34.5	31.3	32.3	30.4	27.8	102	55	TT06
	21.89	128	2930	7138	40.4	33.7	30.0	31.1	27.9	25.3	26.1	24.5	22.5			
	24.56	114	3000	7482	36.9	30.8	27.4	28.4	25.5	23.1	23.8	22.4	20.5			
	29.52	95	3000	8086	30.8	25.6	22.8	23.7	21.2	19.2	19.8	18.6	17.1			
1:1,5	5.26	355	2125	2220	80.8	67.3	59.9	62.2	55.7	50.5	52.1	49.0	44.9	102	55	TT06
	6.78	275	2305	3385	68.2	56.8	50.5	52.4	47.0	42.6	44.0	41.3	37.9			
	10.69	175	2706	6147	50.9	42.4	37.7	39.1	35.1	31.8	32.8	30.8	28.3			
	12.16	154	2820	6533	46.6	38.9	34.5	35.9	32.2	29.1	30.1	28.3	25.9			
	16.03	116	2891	7464	36.4	30.3	26.9	28.0	25.1	22.7	23.5	22.0	20.2			
	21.89	85	2978	8300	27.5	22.9	20.3	21.1	18.9	17.2	17.7	16.6	15.3			
	24.56	76	3000	8300	24.7	20.6	18.3	19.0	17.0	15.4	15.9	15.0	13.7			
29.52	63	3000	8300	20.5	17.1	15.2	15.8	14.2	12.8	13.3	12.5	11.4				
1:2	5.26	266	2260	2433	64.6	53.8	47.8	49.7	44.5	40.4	41.7	39.1	35.9	102	55	TT06
	6.78	206	2450	3685	54.5	45.4	40.3	41.9	37.6	34.0	35.1	33.0	30.3			
	10.69	131	2880	6592	40.7	33.9	30.1	31.3	28.0	25.4	26.2	24.6	22.6			
	12.16	115	3000	7005	37.3	31.1	27.6	28.7	25.7	23.3	24.1	22.6	20.7			
	16.03	87	3000	8035	28.4	23.6	21.0	21.8	19.6	17.7	18.3	17.2	15.8			
	21.89	64	3000	8300	20.8	17.3	15.4	16.0	14.3	13.0	13.4	12.6	11.6			
	24.56	57	3000	8300	18.6	15.5	13.7	14.3	12.8	11.6	12.0	11.2	10.3			
	29.52	47	3000	8300	15.4	12.9	11.4	11.9	10.7	9.7	10.0	9.4	8.6			
1:2,5	5.26	213	2415	2765	55.3	46.1	40.9	42.5	38.1	34.5	35.7	33.5	30.7	102	55	TT06
	6.78	165	2625	4102	46.7	38.9	34.6	35.9	32.2	29.2	30.1	28.3	26.0			
	10.69	105	2940	7329	33.2	27.7	24.6	25.6	22.9	20.8	21.5	20.2	18.5			
	12.16	92	3000	7816	29.9	24.9	22.1	23.0	20.6	18.7	19.3	18.1	16.6			
	16.03	70	3000	8300	22.7	18.9	16.8	17.5	15.7	14.2	14.7	13.8	12.6			
	21.89	51	3000	8300	16.7	13.9	12.3	12.8	11.5	10.4	10.7	10.1	9.3			
	24.56	46	3000	8300	14.9	12.4	11.0	11.4	10.2	9.3	9.6	9.0	8.3			
	29.52	38	3000	8300	12.4	10.3	9.2	9.5	8.5	7.7	8.0	7.5	6.9			
1:3	5.26	177	2415	2986	49.1	40.9	36.4	37.8	33.9	30.7	31.7	29.8	27.3	102	55	TT06
	6.78	138	2625	4380	41.6	34.7	30.8	32.0	28.7	26.0	26.9	25.2	23.1			
	10.69	87	2940	7819	28.3	23.6	21.0	21.8	19.5	17.7	18.3	17.2	15.7			
	12.16	77	3000	8300	24.9	20.8	18.5	19.2	17.2	15.6	16.1	15.1	13.9			
	16.03	58	3000	8300	19.0	15.8	14.1	14.6	13.1	11.9	12.2	11.5	10.5			
	21.89	43	3000	8300	13.9	11.6	10.3	10.7	9.6	8.7	9.0	8.4	7.7			
	24.56	38	3000	8300	12.4	10.3	9.2	9.5	8.6	7.8	8.0	7.5	6.9			
	29.52	32	3000	8300	10.3	8.6	7.6	7.9	7.1	6.5	6.7	6.3	5.7			



Kasnak Oranı
Pulley Ratio
Übersetzung



Çıkış Devri (d/dak)
Output Speed (rpm)
Abtriebswelle Drehzahlen (upm)



Redüktör Ağırlığı (kg)
Gear Unit weight (kg)
Getriebegewicht (kg)



Redüktör Çevrim Oranı (i)
Gear Unit Ratio (i)
Übersetzung (i)



Anma Momenti (Nm)
Nominal Torque (Nm)
Nenn Drehmomente (Nm)



Ölçü Sayfası
Gear Unit weight
Getriebegewicht



İzin verilen giriş radyal yükü (N)
Permitted input overhung loads (N)
Zul. Eingangsquerkräfte (N)













TT Serisi Güç Devir Sayfaları

TT Series Performance Tables

TT Serien Leistung und Drehzahlübersicht



 n1=2800 rpm					Müsaade Edilen En Yüksek Nominal Motor Güçleri [kW] <i>Permissible Highest Nominal Motor Powers [kW]</i> Erlaubte Höchste Nominale Motorleistungen [kW]									TT67		
i	i	n2[rpm]	Ma[Nm]	Fqgv[N]	Darbesiz Çalışma Saati/Gün <i>Uniform Loads Hours/Day</i> Gleichförmige Belastung Std./Tag			Orta Darbeli Çalışma Saati/Gün <i>Moderate Loads Hours/Day</i> Ungleichförm. Belastung Std./Tag			Ağır Darbeli Çalışma Saati/Gün <i>Heavy Loads Hours/Day</i> Stark Ungleichförmige Std./Tag					Fiyat kodu <i>Price Code</i> Preis No
					8h (fs=1,00)	16h (fs=1,20)	24h (fs=1,35)	8h (fs=1,30)	16h (fs=1,45)	24h (fs=1,60)	8h (fs=1,55)	16h (fs=1,65)	24h (fs=1,80)			
1:1	20.89	134	4200	8476	60.7	50.6	45.0	46.7	41.9	38.0	39.2	36.8	33.7	142	56	TT07
	24.13	116	4300	8700	53.9	44.9	39.9	41.5	37.2	33.7	34.8	32.7	30.0			
	31.19	90	4300	8700	41.7	34.8	30.9	32.1	28.8	26.1	26.9	25.3	23.2			
1:1,5	5.02	372	2653	2296	105.8	88.2	78.4	81.4	73.0	66.1	68.3	64.1	58.8	142	56	TT07
	6.73	277	3064	3224	91.1	75.9	67.5	70.1	62.8	56.9	58.8	55.2	50.6			
	10.64	175	3929	7453	74.1	61.8	54.9	57.0	51.1	46.3	47.8	44.9	41.2			
	12.74	147	4075	8130	64.2	53.5	47.6	49.4	44.3	40.2	41.4	38.9	35.7			
	14.29	131	4117	8595	57.9	48.3	42.9	44.6	39.9	36.2	37.4	35.1	32.2			
	20.89	89	4268	8700	41.2	34.4	30.5	31.7	28.4	25.8	26.6	25.0	22.9			
	31.19	60	4300	8700	27.9	23.2	20.7	21.5	19.2	17.4	18.0	16.9	15.5			
1:2	5.02	279	2820	2627	84.5	70.4	62.6	65.0	58.3	52.8	54.5	51.2	46.9	142	56	TT07
	6.73	208	3260	3616	72.8	60.7	54.0	56.0	50.2	45.5	47.0	44.1	40.5			
	10.64	132	4180	7992	59.3	49.4	43.9	45.6	40.9	37.0	38.2	35.9	32.9			
	12.74	110	4300	8700	51.0	42.5	37.7	39.2	35.1	31.8	32.9	30.9	28.3			
	14.29	98	4300	8700	45.5	37.9	33.7	35.0	31.4	28.4	29.3	27.6	25.3			
	20.89	67	4300	8700	31.2	26.0	23.1	24.0	21.5	19.5	20.1	18.9	17.3			
	31.19	45	4300	8700	21.0	17.5	15.5	16.1	14.5	13.1	13.5	12.7	11.6			
1:2,5	5.02	223	3020	2967	72.5	60.4	53.7	55.7	50.0	45.3	46.8	43.9	40.3	142	56	TT07
	6.73	166	3485	4322	62.4	52.0	46.2	48.0	43.0	39.0	40.2	37.8	34.6			
	10.64	105	4240	8700	48.1	40.1	35.7	37.0	33.2	30.1	31.1	29.2	26.7			
	12.74	88	4300	8700	40.8	34.0	30.2	31.4	28.1	25.5	26.3	24.7	22.7			
	14.29	78	4300	8700	36.4	30.3	27.0	28.0	25.1	22.8	23.5	22.1	20.2			
	20.89	54	4300	8700	25.0	20.8	18.5	19.2	17.2	15.6	16.1	15.2	13.9			
	31.19	36	4300	8700	16.8	14.0	12.4	12.9	11.6	10.5	10.8	10.2	9.3			
1:3	5.02	186	3020	3194	64.5	53.8	47.8	49.6	44.5	40.3	41.6	39.1	35.8	142	56	TT07
	6.73	139	3485	4793	55.4	46.2	41.1	42.6	38.2	34.6	35.8	33.6	30.8			
	10.64	88	4240	8700	40.8	34.0	30.2	31.4	28.1	25.5	26.3	24.7	22.6			
	12.74	73	4300	8700	34.1	28.4	25.2	26.2	23.5	21.3	22.0	20.6	18.9			
	14.29	65	4300	8700	30.4	25.3	22.5	23.4	21.0	19.0	19.6	18.4	16.9			
	20.89	45	4300	8700	20.9	17.4	15.5	16.1	14.4	13.0	13.5	12.7	11.6			
	31.19	30	4300	8700	14.0	11.7	10.4	10.8	9.7	8.8	9.0	8.5	7.8			

	Kasnak Oranı <i>Pulley Ratio</i> Übersetzung		Çıkış Devri (d/dak) <i>Output Speed (rpm)</i> Abtriebswelle Drehzahlen (upm)		Redüktör Ağırlığı (kg) <i>Gear Unit weight (kg)</i> Geetriebegeicht (kg)		İzin verilen giriş radyal yükü (N) <i>Permitted input overhung loads (N)</i> Zul. Eingangsquerkräfte (N)
	Redüktör Çevrim Oranı (i) <i>Gear Unit Ratio (i)</i> Übersetzung (i)		Anma Momenti (Nm) <i>Nominal Torque (Nm)</i> Nenn Drehmomente (Nm)		Ölçü Sayfası <i>Gear Unit weight</i> Geetriebegeicht		






TT Serisi Güç Devir Sayfaları

TT Series Performance Tables

TT Serien Leistung und Drehzahlübersicht



 n1=2800 rpm					Müsaade Edilen En Yüksek Nominal Motor Güçleri [kW] <i>Permissible Highest Nominal Motor Powers [kW]</i> Erlaubte Höchste Nominale Motorleistungen [kW]									TT77		
i	i	n2[rpm]	Ma[Nm]	Fqgv[N]	Darbesiz Çalışma Saati/Gün <i>Uniform Loads Hours/Day</i> Gleichförmige Belastung Std./Tag			Orta Darbeli Çalışma Saati/Gün <i>Moderate Loads Hours/Day</i> Ungleichförm. Belastung Std./Tag			Ağır Darbeli Çalışma Saati/Gün <i>Heavy Loads Hours/Day</i> Stark Ungleichförmige Std./Tag					Fiyat kodu <i>Price Code</i> Preis No
					8h (fs=1,00)	16h (fs=1,20)	24h (fs=1,35)	8h (fs=1,30)	16h (fs=1,45)	24h (fs=1,60)	8h (fs=1,55)	16h (fs=1,65)	24h (fs=1,80)			
1:1	20.57	136	7570	12361	111.0	92.5	82.2	85.4	76.6	69.4	71.6	67.3	61.7	232	57	TT08
	23.63	118	7900	13067	101.0	84.2	74.8	77.7	69.7	63.1	65.2	61.2	56.1			
	29.99	93	8000	13350	80.6	67.2	59.7	62.0	55.6	50.4	52.0	48.9	44.8			
1:1,5	6.97	268	5667	3666	162.6	135.5	120.4	125.1	112.1	101.6	104.9	98.5	90.3	232	57	TT08
	10.62	176	7117	10535	134.4	112.0	99.5	103.4	92.7	84.0	86.7	81.4	74.7			
	12.87	145	7534	11821	117.5	97.9	87.0	90.3	81.0	73.4	75.8	71.2	65.3			
	14.33	130	7605	12579	106.5	88.8	78.9	82.0	73.5	66.6	68.7	64.6	59.2			
	20.57	91	7862	13350	77.0	64.2	57.1	59.2	53.1	48.1	49.7	46.7	42.8			
	23.63	79	7968	13350	68.1	56.7	50.4	52.4	46.9	42.5	43.9	41.3	37.8			
29.99	62	8000	13350	53.9	44.9	39.9	41.4	37.2	33.7	34.8	32.7	29.9				
1:2	5.06	277	5110	2590	151.6	126.4	112.3	116.6	104.6	94.8	97.8	91.9	84.2	232	57	TT08
	6.97	201	6030	4198	130.0	108.3	96.3	100.0	89.7	81.2	83.9	78.8	72.2			
	10.62	132	7570	11615	107.4	89.5	79.6	82.6	74.1	67.1	69.3	65.1	59.7			
	12.87	109	8000	12790	93.7	78.1	69.4	72.1	64.6	58.6	60.5	56.8	52.1			
	14.33	98	8000	13350	84.2	70.2	62.4	64.8	58.1	52.7	54.4	51.1	46.8			
	20.57	68	8000	13350	58.9	49.1	43.6	45.3	40.6	36.8	38.0	35.7	32.7			
	23.63	59	8000	13350	51.4	42.8	38.1	39.5	35.4	32.1	33.1	31.1	28.5			
	29.99	47	8000	13350	40.5	33.7	30.0	31.2	27.9	25.3	26.1	24.5	22.5			
1:2,5	5.06	221	5470	2994	130.0	108.3	96.3	100.0	89.6	81.2	83.8	78.8	72.2	232	57	TT08
	6.97	161	6390	4997	110.3	91.9	81.7	84.9	76.1	68.9	71.2	66.9	61.3			
	10.62	105	7785	12923	88.5	73.7	65.5	68.1	61.0	55.3	57.1	53.6	49.1			
	12.87	87	8000	13350	75.1	62.6	55.6	57.7	51.8	46.9	48.4	45.5	41.7			
	14.33	78	8000	13350	67.5	56.2	50.0	51.9	46.5	42.2	43.5	40.9	37.5			
	20.57	54	8000	13350	47.2	39.3	34.9	36.3	32.5	29.5	30.4	28.6	26.2			
	23.63	47	8000	13350	41.1	34.3	30.5	31.6	28.4	25.7	26.5	24.9	22.9			
29.99	37	8000	13350	32.4	27.0	24.0	24.9	22.4	20.3	20.9	19.7	18.0				
1:3	5.06	184	5470	3264	115.6	96.4	85.7	89.0	79.8	72.3	74.6	70.1	64.2	232	57	TT08
	6.97	134	6390	5530	97.3	81.1	72.1	74.8	67.1	60.8	62.8	59.0	54.1			
	10.62	88	7785	13350	75.9	63.3	56.2	58.4	52.3	47.4	49.0	46.0	42.2			
	12.87	73	8000	13350	62.7	52.2	46.4	48.2	43.2	39.2	40.4	38.0	34.8			
	14.33	65	8000	13350	56.3	46.9	41.7	43.3	38.9	35.2	36.3	34.1	31.3			
	20.57	45	8000	13350	39.4	32.8	29.2	30.3	27.2	24.6	25.4	23.9	21.9			
	23.63	39	8000	13350	34.4	28.6	25.4	26.4	23.7	21.5	22.2	20.8	19.1			
29.99	31	8000	13350	27.1	22.6	20.1	20.8	18.7	16.9	17.5	16.4	15.0				



Kasnak Oranı
Pulley Ratio
Übersetzung



Çıkış Devri (d/dak)
Output Speed (rpm)
Abtriebswelle Drehzahlen (upm)



Redüktör Ağırlığı (kg)
Gear Unit weight (kg)
Getriebegewicht (kg)



Redüktör Çevrim Oranı (i)
Gear Unit Ratio (i)
Übersetzung (i)



Anma Momenti (Nm)
Nominal Torque (Nm)
Nenn Drehmomente (Nm)



Ölçü Sayfası
Gear Unit weight
Getriebegewicht



İzin verilen giriş radyal yükü (N)
Permitted input overhung loads (N)
Zul. Eingangsquerkräfte (N)











TT Serisi Güç Devir Sayfaları

TT Series Performance Tables

TT Serien Leistung und Drehzahlübersicht



		Müsaade Edilen En Yüksek Nominal Motor Güçleri [kW] Permissible Highest Nominal Motor Powers [kW] Erlaubte Höchste Nominale Motorleistungen [kW]										TT87				
n₁=2800 rpm					Darbesiz Çalışma Saati/Gün Uniform Loads Hours/Day Gleichförmige Belastung Std./Tag			Orta Darbeli Çalışma Saati/Gün Moderate Loads Hours/Day Ungleichförm. Belastung Std./Tag			Ağır Darbeli Çalışma Saati/Gün Heavy Loads Hours/Day Stark Ungleichförmige Std./Tag					Fiyat kodu Price Code Preis No
i	i	n ₂ [rpm]	M ₂ [Nm]	F _{qgv} [N]	8h (fs=1,00)	16h (fs=1,20)	24h (fs=1,35)	8h (fs=1,30)	16h (fs=1,45)	24h (fs=1,60)	8h (fs=1,55)	16h (fs=1,65)	24h (fs=1,80)	kg		
1:1	30.29	92	13000	18366	129.7	108.1	96.1	99.8	89.4	81.1	83.7	78.6	72.0	375	58	TT09
1:1,5	7.16	261	8724	3323	243.6	203.0	180.5	187.4	168.0	152.3	157.2	147.7	135.4	375	58	TT09
	15.98	117	12306	16630	154.7	128.9	114.6	119.0	106.7	96.7	99.8	93.7	85.9			
	20.88	89	12605	18877	121.4	101.2	89.9	93.4	83.7	75.9	78.3	73.6	67.4			
	23.42	80	12736	19828	109.5	91.2	81.1	84.2	75.5	68.4	70.6	66.4	60.8			
	30.29	62	13000	21700	86.7	72.2	64.2	66.7	59.8	54.2	55.9	52.5	48.1			
1:2	5.07	276	7770	1138	229.6	191.4	170.1	176.6	158.4	143.5	148.2	139.2	127.6	375	58	TT09
	7.16	196	9280	3941	194.7	162.3	144.3	149.8	134.3	121.7	125.6	118.0	108.2			
	9.98	140	11390	13346	171.7	143.0	127.1	132.0	118.4	107.3	110.7	104.0	95.4			
	12.50	112	12340	16030	148.7	123.9	110.2	114.4	102.6	92.9	95.9	90.1	82.6			
	15.98	88	13000	17928	122.8	102.3	91.0	94.5	84.7	76.8	79.2	74.4	68.2			
	20.88	67	13000	20325	94.1	78.4	69.7	72.4	64.9	58.8	60.7	57.0	52.3			
	23.42	60	13000	21368	84.0	70.0	62.2	64.6	57.9	52.5	54.2	50.9	46.7			
	30.29	46	13000	21700	65.1	54.3	48.2	50.1	44.9	40.7	42.0	39.5	36.2			
1:2,5	5.07	221	7770	3564	183.9	153.2	136.2	141.4	126.8	114.9	118.6	111.4	102.1	375	58	TT09
	7.16	156	9930	4549	166.9	139.1	123.6	128.4	115.1	104.3	107.7	101.1	92.7			
	9.98	112	12185	15201	147.0	122.5	108.9	113.1	101.4	91.9	94.9	89.1	81.7			
	12.50	90	12670	17732	122.3	101.9	90.6	94.1	84.3	76.4	78.9	74.1	67.9			
	15.98	70	13000	19944	98.3	82.0	72.8	75.6	67.8	61.5	63.4	59.6	54.6			
	20.88	54	13000	21700	75.4	62.8	55.8	58.0	52.0	47.1	48.6	45.7	41.9			
	23.42	48	13000	21700	67.3	56.1	49.8	51.7	46.4	42.0	43.4	40.8	37.4			
	30.29	37	13000	21700	52.2	43.5	38.6	40.1	36.0	32.6	33.7	31.6	29.0			
1:3	5.07	184	7770	5181	153.5	127.9	113.7	118.1	105.9	95.9	99.0	93.0	85.3	375	58	TT09
	7.16	130	9930	4953	148.4	123.7	110.0	114.2	102.4	92.8	95.8	90.0	82.5			
	9.98	94	12185	16438	130.8	109.0	96.9	100.6	90.2	81.7	84.4	79.3	72.6			
	12.50	75	12670	18867	104.7	87.3	77.6	80.6	72.2	65.5	67.6	63.5	58.2			
	15.98	58	13000	21289	82.1	68.4	60.8	63.2	56.6	51.3	53.0	49.8	45.6			
	20.88	45	13000	21700	62.9	52.4	46.6	48.4	43.4	39.3	40.6	38.1	35.0			
	23.42	40	13000	21700	56.2	46.8	41.6	43.2	38.7	35.1	36.2	34.0	31.2			
	30.29	31	13000	21700	43.6	36.3	32.3	33.5	30.0	27.2	28.1	26.4	24.2			

	Kasnak Oranı Pulley Ratio Übersetzung		Çıkış Devri (d/dak) Output Speed (rpm) Abtriebswelle Drehzahlen (upm)		Redüktör Ağırlığı (kg) Gear Unit weight (kg) Geetriebegewicht (kg)		İzin verilen giriş radyal yükü (N) Permitted input overhung loads(N) Zul. Eingangsquerkräfte (N)
	Redüktör Çevrim Oranı (i) Gear Unit Ratio (i) Übersetzung (i)		Anma Momenti (Nm) Nominal Torque (Nm) Nenn Drehmomente (Nm)		Ölçü Sayfası Gear Unit weight Geetriebegewicht		











TT Serisi Güç Devir Sayfaları

TT Series Performance Tables

TT Serien Leistung und Drehzahlübersicht



 n1=2800 rpm					Müsaade Edilen En Yüksek Nominal Motor Güçleri [kW] <i>Permissible Highest Nominal Motor Powers [kW]</i> Erlaubte Höchste Nominale Motorleistungen [kW]									TT97		
 i	 i	 n₂[rpm]	 Ma[Nm]	 F_{qgv}[N]	Darbesiz Çalışma Saati/Gün <i>Uniform Loads Hours/Day</i> Gleichförmige Belastung Std./Tag			Orta Darbeli Çalışma Saati/Gün <i>Moderate Loads Hours/Day</i> Ungleichförm. Belastung Std./Tag			Ağır Darbeli Çalışma Saati/Gün <i>Heavy Loads Hours/Day</i> Stark Ungleichförmige Std./Tag					Fiyat kodu <i>Price Code</i> Preis No
					8h (fs=1,00)	16h (fs=1,20)	24h (fs=1,35)	8h (fs=1,30)	16h (fs=1,45)	24h (fs=1,60)	8h (fs=1,55)	16h (fs=1,65)	24h (fs=1,80)			
1:1	31.36	89	18000	23063	173.5	144.6	128.5	133.4	119.6	108.4	111.9	105.1	96.4	505	59	TT10
1:1,5	15.23	123	17646	19278	232.5	193.8	172.2	178.9	160.4	145.3	150.0	140.9	129.2	505	59	TT10
	19.70	95	18000	22158	183.6	153.0	136.0	141.2	126.6	114.7	118.4	111.3	102.0			
	24.42	76	18000	24952	148.4	123.7	109.9	114.2	102.4	92.8	95.8	90.0	82.5			
	31.36	60	18000	27738	115.9	96.6	85.9	89.2	79.9	72.4	74.8	70.2	64.4			
1:2	6.34	221	13940	-	329.8	274.8	244.3	253.7	227.4	206.1	212.8	199.9	183.2	505	59	TT10
	7.05	199	15510	-	329.9	274.9	244.4	253.8	227.5	206.2	212.8	199.9	183.3			
	12.22	115	18000	17597	221.7	184.7	164.2	170.5	152.9	138.5	143.0	134.3	123.2			
	13.61	103	18000	19273	199.3	166.1	147.6	153.3	137.5	124.6	128.6	120.8	110.7			
	15.23	92	18000	21871	178.2	148.5	132.0	137.1	122.9	111.4	115.0	108.0	99.0			
	19.70	71	18000	24532	138.0	115.0	102.2	106.1	95.2	86.2	89.0	83.6	76.7			
	24.42	57	18000	26989	111.6	93.0	82.6	85.8	76.9	69.7	72.0	67.6	62.0			
	31.36	45	18000	29952	87.1	72.6	64.5	67.0	60.1	54.5	56.2	52.8	48.4			
1:2,5	6.34	177	13940	2631	264.0	220.0	195.6	203.1	182.1	165.0	170.4	160.0	146.7	505	59	TT10
	7.05	159	15510	1746	264.1	220.1	195.7	203.2	182.2	165.1	170.4	160.1	146.7			
	12.22	92	18000	20907	177.5	147.9	131.5	136.5	122.4	110.9	114.5	107.6	98.6			
	13.61	82	18000	22373	159.6	133.0	118.2	122.8	110.1	99.8	103.0	96.7	88.7			
	15.23	74	18000	24253	142.7	118.9	105.7	109.8	98.4	89.2	92.1	86.5	79.3			
	19.70	57	18000	27254	110.5	92.1	81.8	85.0	76.2	69.1	71.3	67.0	61.4			
	24.42	46	18000	29914	89.3	74.5	66.2	68.7	61.6	55.8	57.6	54.1	49.6			
	31.36	36	18000	32500	69.8	58.1	51.7	53.7	48.1	43.6	45.0	42.3	38.8			
1:3	6.34	147	13940	4385	220.4	183.7	163.3	169.6	152.0	137.8	142.2	133.6	122.5	505	59	TT10
	7.05	132	15510	2910	220.5	183.8	163.3	169.6	152.1	137.8	142.3	133.6	122.5			
	12.22	76	18000	23114	148.2	123.5	109.8	114.0	102.2	92.6	95.6	89.8	82.3			
	13.61	69	18000	24440	133.3	111.0	98.7	102.5	91.9	83.3	86.0	80.8	74.0			
	15.23	61	18000	25841	119.2	99.3	88.3	91.7	82.2	74.5	76.9	72.2	66.2			
	19.70	47	18000	29068	92.3	76.9	68.3	71.0	63.6	57.7	59.5	55.9	51.3			
	24.42	38	18000	31864	74.6	62.2	55.3	57.4	51.4	46.6	48.1	45.2	41.4			
	31.36	30	18000	32500	58.3	48.5	43.2	44.8	40.2	36.4	37.6	35.3	32.4			



Kasnak Oranı
Pulley Ratio
Übersetzung



Çıkış Devri (d/dak)
Output Speed (rpm)
Abtriebswelle Drehzahlen (upm)



Redüktör Ağırlığı (kg)
Gear Unit weight (kg)
Getriebegegewicht (kg)



Redüktör Çevrim Oranı (i)
Gear Unit Ratio (i)
Übersetzung (i)



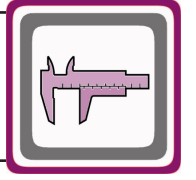
Anma Momenti (Nm)
Nominal Torque (Nm)
Nenn Drehmomente (Nm)




Ölçü Sayfası
Gear Unit weight
Getriebegegewicht



İzin verilen giriş radyal yükü (N)
Permitted input overhung loads (N)
Zul. Eingangsquerkräfte (N)



Ölçü Sayfaları



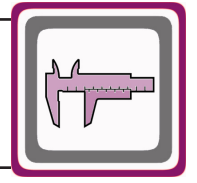
Abmessungsseiten



TT Serisi Ölçü Sayfaları

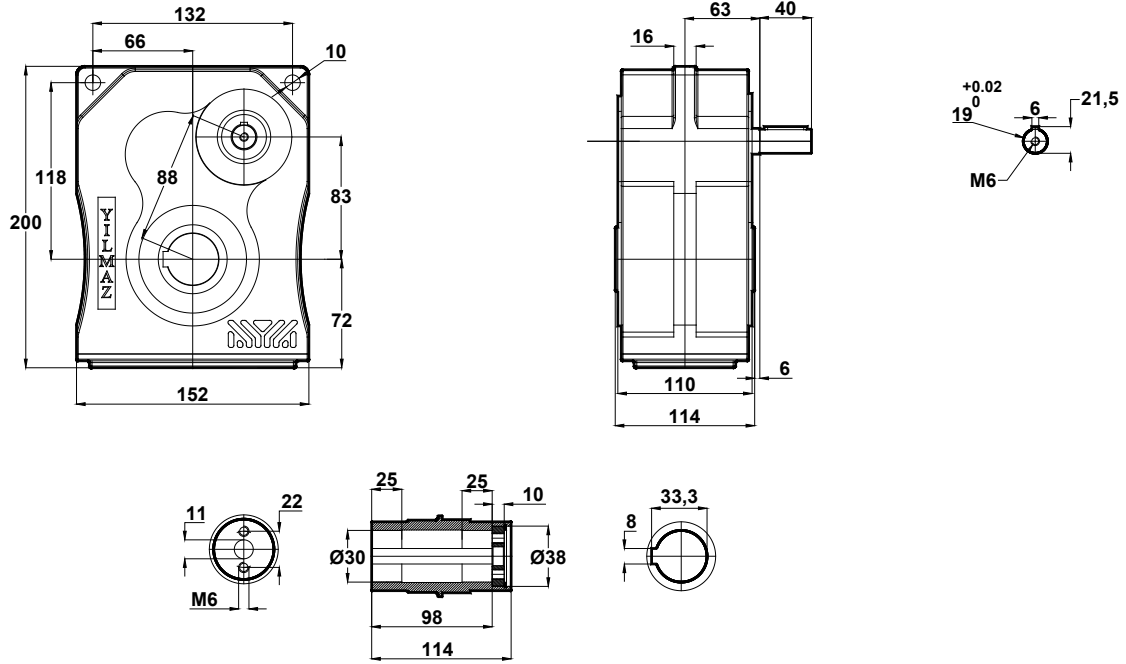
TT Series Dimension Pages

TT Serien Abmessungsseiten

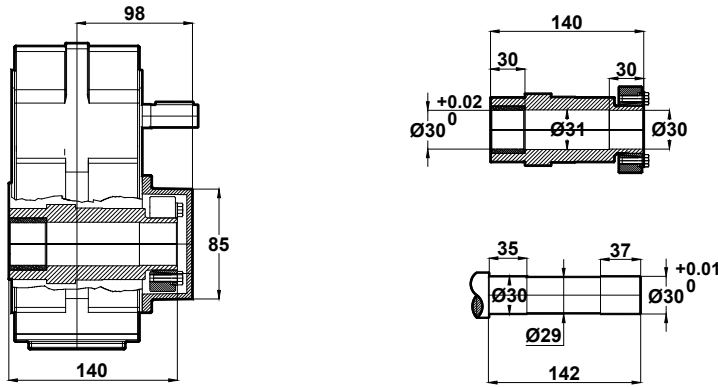


-Mil ucu çektirme deliği DIN 332 sayfa 2 / Tapped center hole according to DIN 332, sheet 2 / Zentrierung mit Gewinde nach DIN 332, Blatt 2

TT17.00



TT17.0S



M	z	Ta[Nm]
M8	5	30

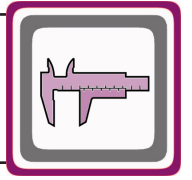
M : Civata Ölçüsü / Bolt Size / Schrauben Größe
z : Civata Sayısı / Number of Bolt / Schrauben zahl
Ta : Sıkma Momenti / Tightening Torque / Anziehmoment
(DIN EN ISO 4017-10.9 / $\mu = 0,10$)



TT Serisi Ölçü Sayfaları

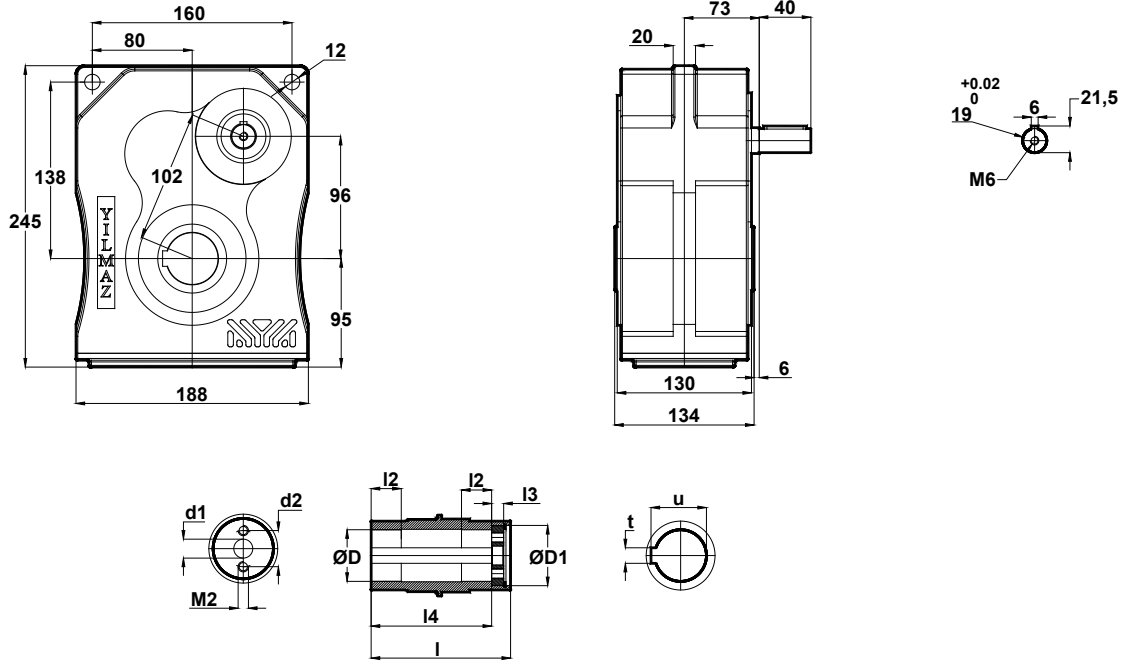
TT Series Dimension Pages

TT Serien Abmessungsseiten



-Mil ucu çektirme deliği DIN 332 sayfa 2 / Tapped center hole according to DIN 332, sheet 2 / Zentrierung mit Gewinde nach DIN 332, Blatt 2

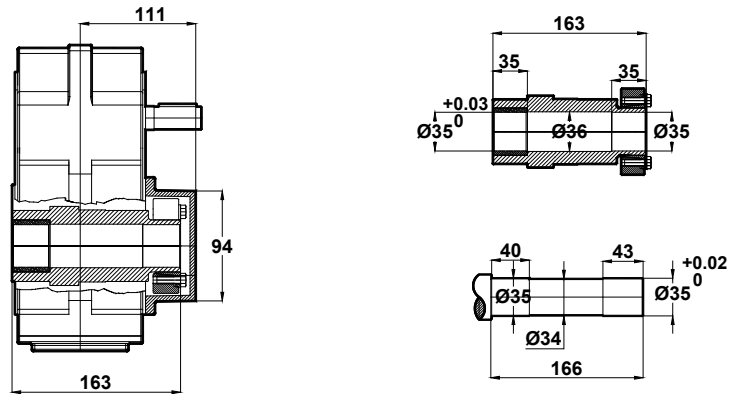
TT27.00



D _{G7}	D1	t	u	l	l2	l3	l4	d1	d2	M2
35	48	10	38,3	134	30	12	114	17	26	M6
40*		12	43,3							

*Opsiyon / Optional / Sonderausführung

TT27.0S



M	z	Ta[Nm]
M8	5	30

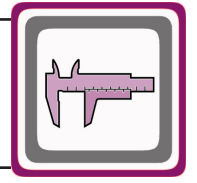
M : Civata Ölçüsü / Bolt Size / Schrauben Größe
z : Civata Sayısı / Number of Bolt / Schrauben zahl
Ta : Sıkma Momenti / Tightening Torque / Anziehmoment
(DIN EN ISO 4017-10.9 / $\mu = 0,10$)



TT Serisi Ölçü Sayfaları

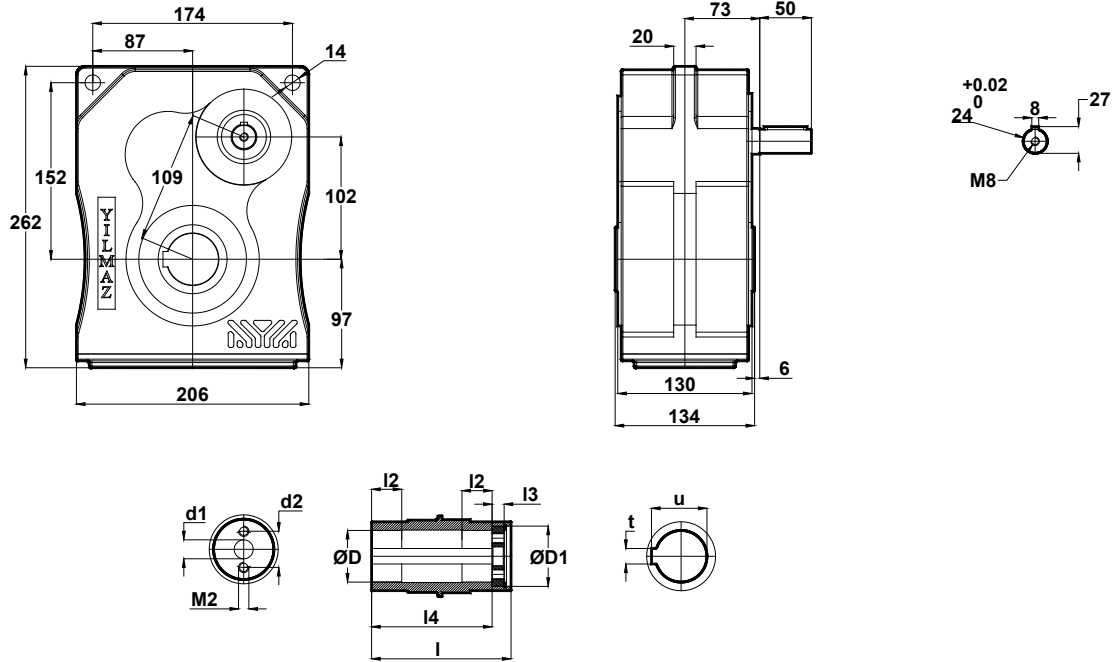
TT Series Dimension Pages

TT Serien Abmessungsseiten



-Mil ucu çektirme deliği DIN 332 sayfa 2 / Tapped center hole according to DIN 332, sheet 2 / Zentrierung mit Gewinde nach DIN 332, Blatt 2

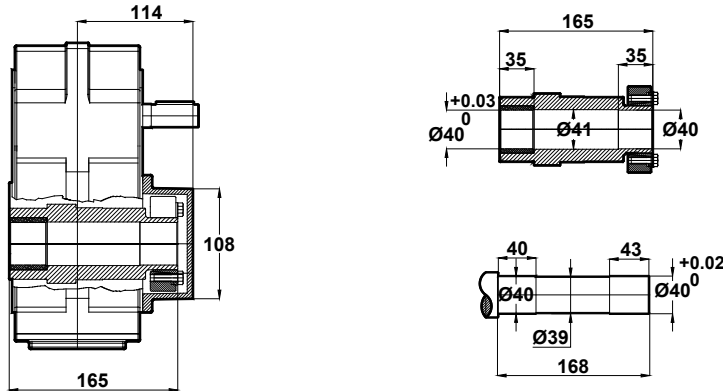
TT28.00



D _{Gr}	D1	t	u	l	l2	l3	l4	d1	d2	M2
40	60	12	43,3	134	35	12	114	17	28	M8
50*		14	53,8							

*Opsiyon / Optional / Sonderausführung

TT28.0S



M	z	Ta[Nm]
M8	8	30

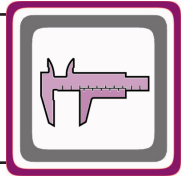
M : Civata Ölçüsü / Bolt Size / Schrauben Größe
z : Civata Sayısı / Number of Bolt / Schrauben zahl
Ta : Sıkma Momenti / Tightening Torque / Anziehmoment
(DIN EN ISO 4017-10.9 / $\mu = 0,10$)



TT Serisi Ölçü Sayfaları

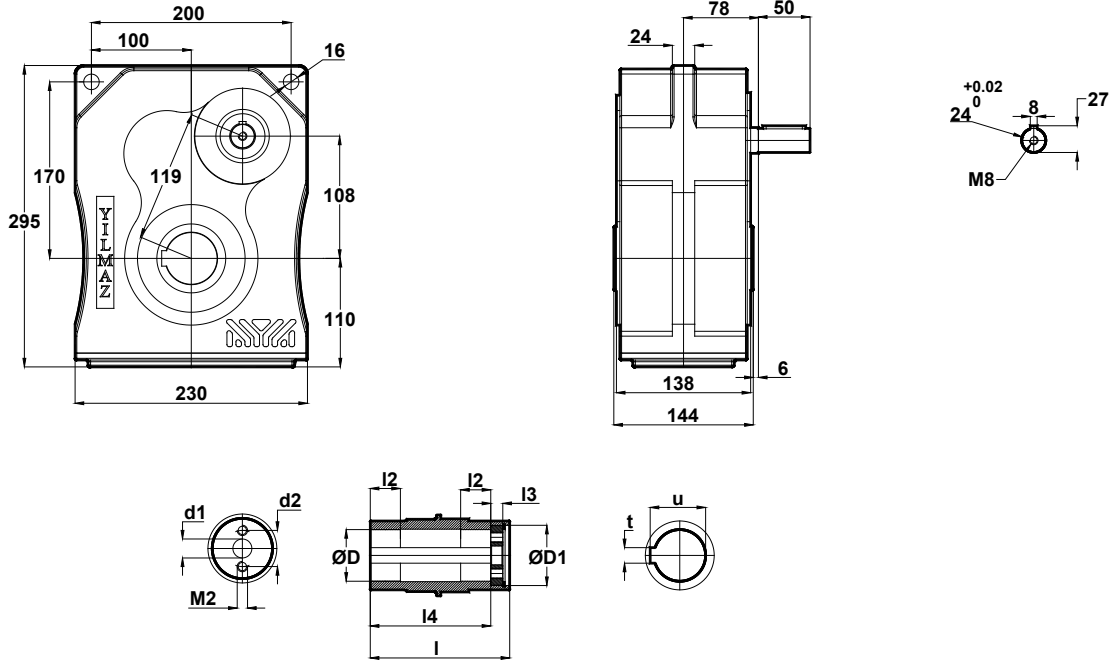
TT Series Dimension Pages

TT Serien Abmessungsseiten



-Mil ucu çekirme deliği DIN 332 sayfa 2 / Tapped center hole according to DIN 332, sheet 2 / Zentrierung mit Gewinde nach DIN 332, Blatt 2

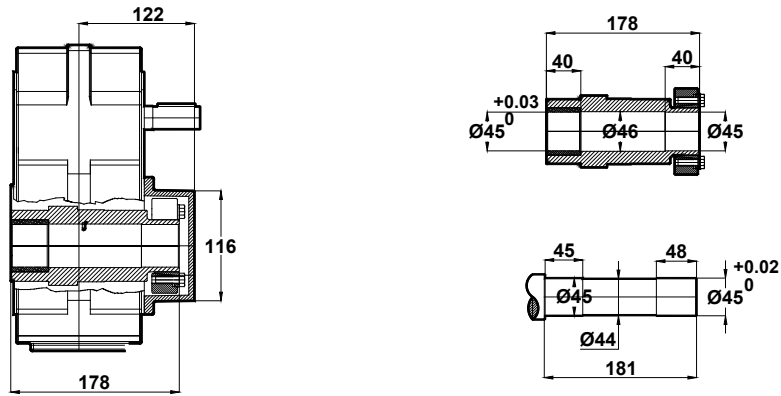
TT37.00



D _{G7}	D1	t	u	l	l2	l3	l4	d1	d2	M2
45	65	14	48,8	144	35	12	124	22	34	M8
55*		16	59,3							

*Opsiyon / Optional / Sonderausführung

TT37.0S



M	z	Ta[Nm]
M8	8	30

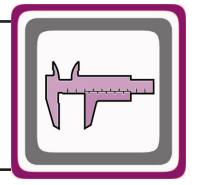
M : Civata Ölçüsü / Bolt Size / Schrauben Größe
z : Civata Sayısı / Number of Bolt / Schrauben zahl
Ta : Sıkma Momenti / Tightening Torque / Anziehmoment
(DIN EN ISO 4017-10.9 / $\mu = 0,10$)



TT Serisi Ölçü Sayfaları

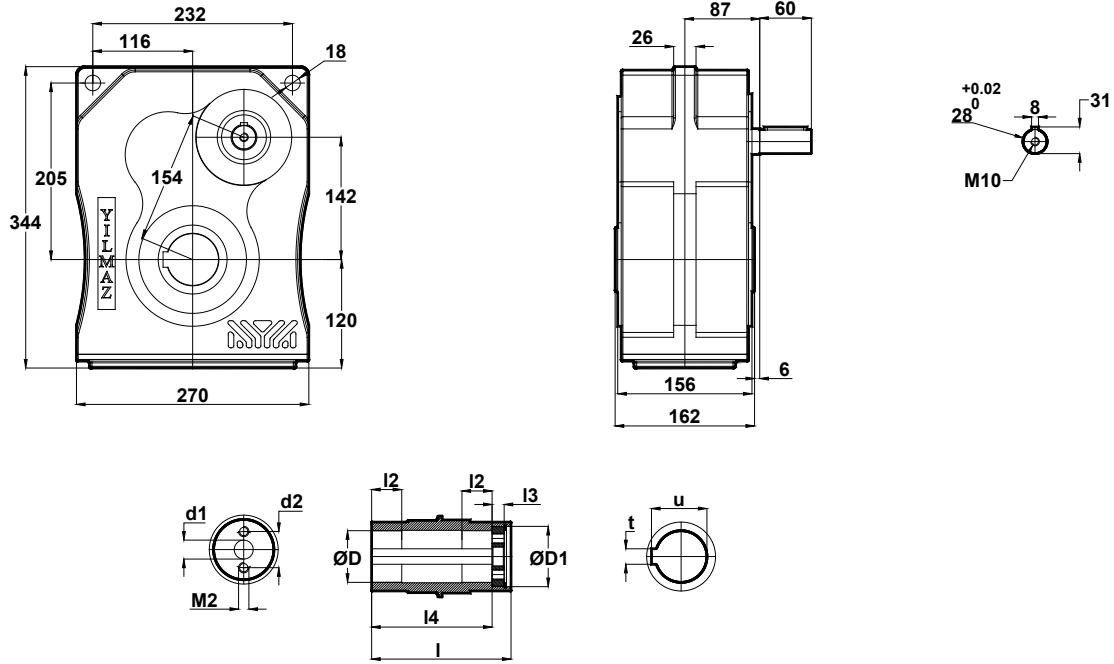
TT Series Dimension Pages

TT Serien Abmessungsseiten



-Mil ucu çektirme deliği DIN 332 sayfa 2 / Tapped center hole according to DIN 332, sheet 2 / Zentrierung mit Gewinde nach DIN 332, Blatt 2

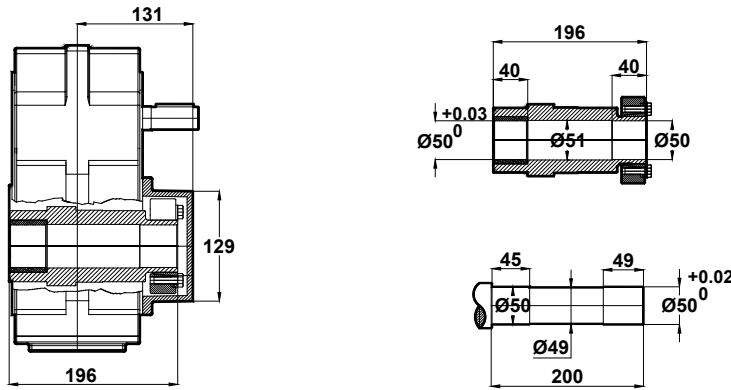
TT47.00



D ₆₇	D1	t	u	l	l2	l3	l4	d1	d2	M2
50	70	14	53,8	162	40	14	140	22	36	M8
60*		18	64,4							

*Opsiyon / Optional / Sonderausführung

TT47.0S



M	z	Ta[Nm]
M8	9	30

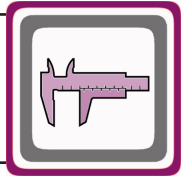
M : Civata Ölçüsü / Bolt Size / Schrauben Größe
z : Civata Sayısı / Number of Bolt / Schrauben zahl
Ta : Sıkma Momenti / Tightening Torque / Anziehmoment
(DIN EN ISO 4017-10.9 / $\mu = 0,10$)



TT Serisi Ölçü Sayfaları

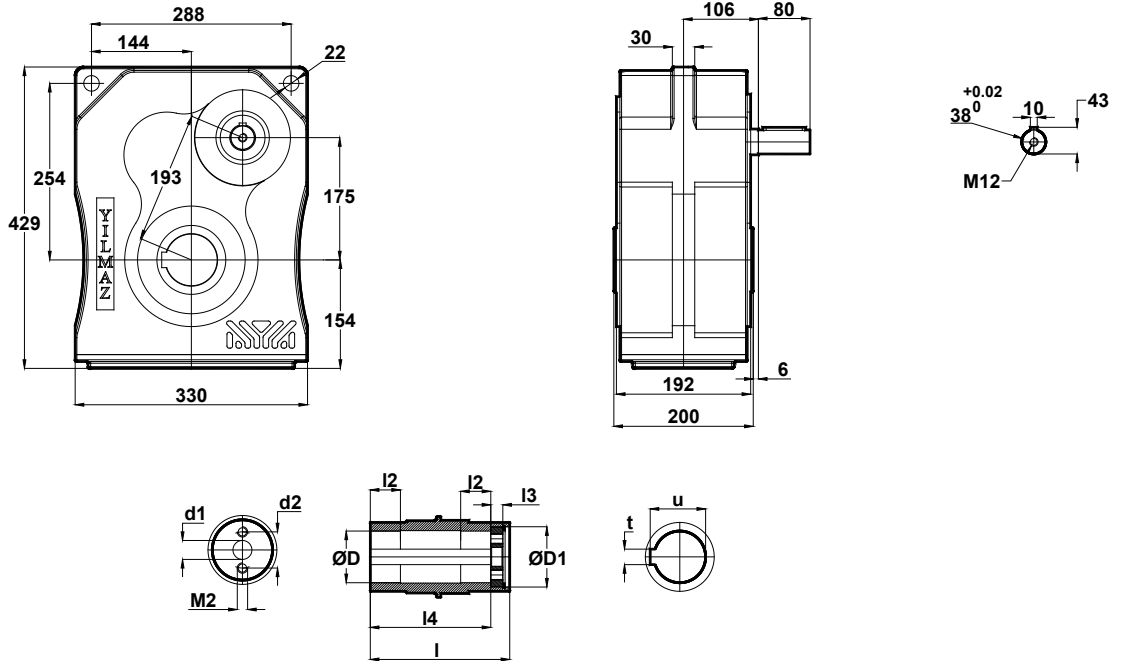
TT Series Dimension Pages

TT Serien Abmessungsseiten



-Mil ucu çekirme deliği DIN 332 sayfa 2 / Tapped center hole according to DIN 332, sheet 2 / Zentrierung mit Gewinde nach DIN 332, Blatt 2

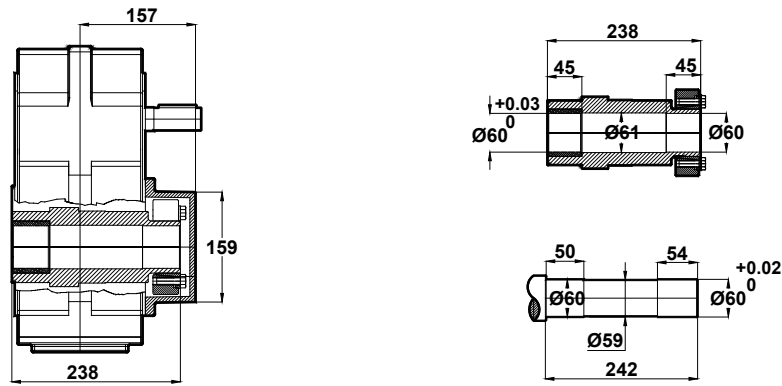
TT57.00



D _{G7}	D1	t	u	l	l2	l3	l4	d1	d2	M2
60	85	18	64,4	200	45	16	175	22	42	M12
70*		20	74,9							

*Opsiyon / Optional / Sonderausführung

TT57.0S



M	z	Ta[Nm]
M10	10	59

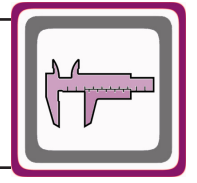
M : Civata Ölçüsü / Bolt Size / Schrauben Größe
z : Civata Sayısı / Number of Bolt / Schrauben zahl
Ta : Sıkma Momenti / Tightening Torque / Anziehmoment
(DIN EN ISO 4017-10.9 / $\mu = 0,10$)



TT Serisi Ölçü Sayfaları

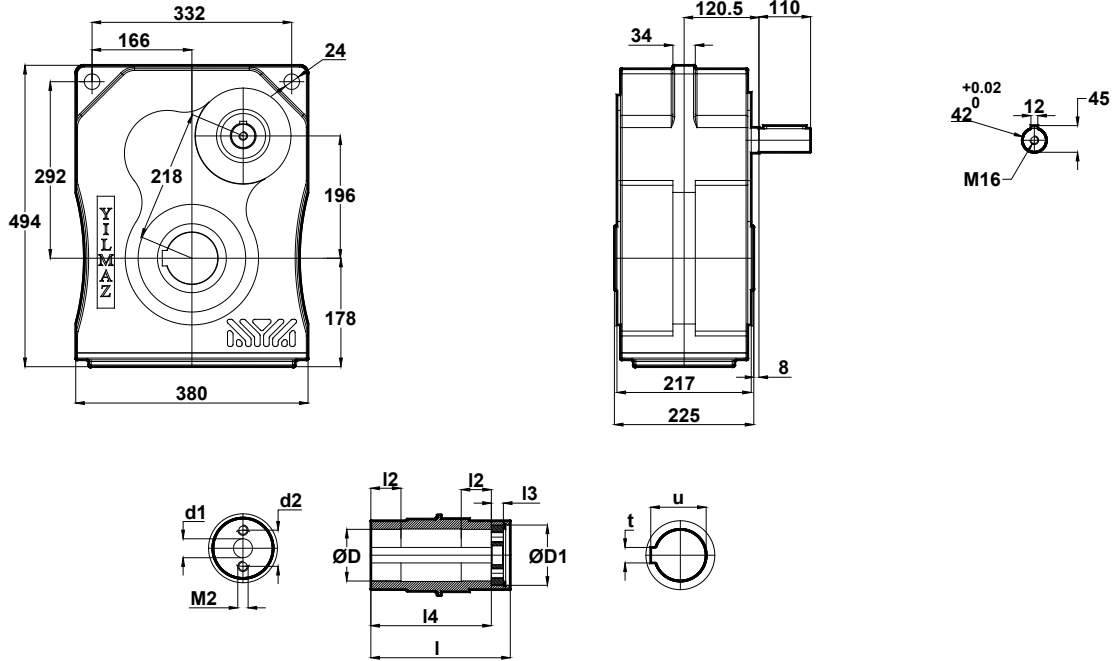
TT Series Dimension Pages

TT Serien Abmessungsseiten



-Mil ucu çektirme deliği DIN 332 sayfa 2 / Tapped center hole according to DIN 332, sheet 2 / Zentrierung mit Gewinde nach DIN 332, Blatt 2

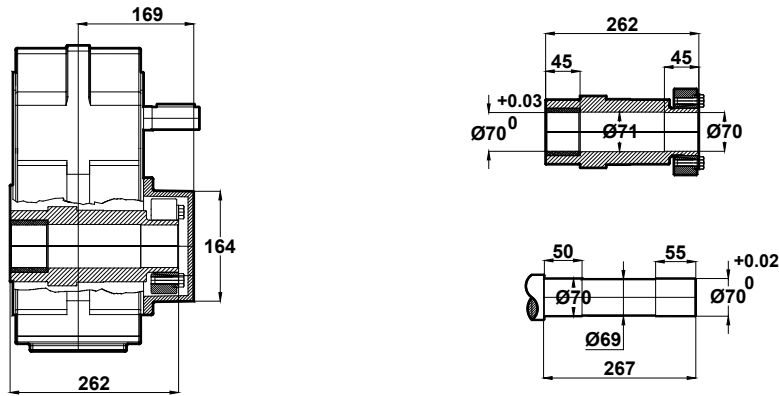
TT67.00



D ₆₇	D1	t	u	l	l2	l3	l4	d1	d2	M2
70	95	20	74,9	225	50	18	193	22	48	M16
85*		22	90,4							

*Opsiyon / Optional / Sonderausführung

TT67.0S



M	z	Ta[Nm]
M10	10	59

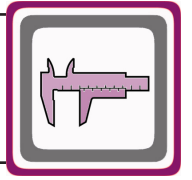
M : Civata Ölçüsü / Bolt Size / Schrauben Größe
z : Civata Sayısı / Number of Bolt / Schrauben zahl
Ta : Sıkma Momenti / Tightening Torque / Anziehmoment
(DIN EN ISO 4017-10.9 / $\mu = 0,10$)



TT Serisi Ölçü Sayfaları

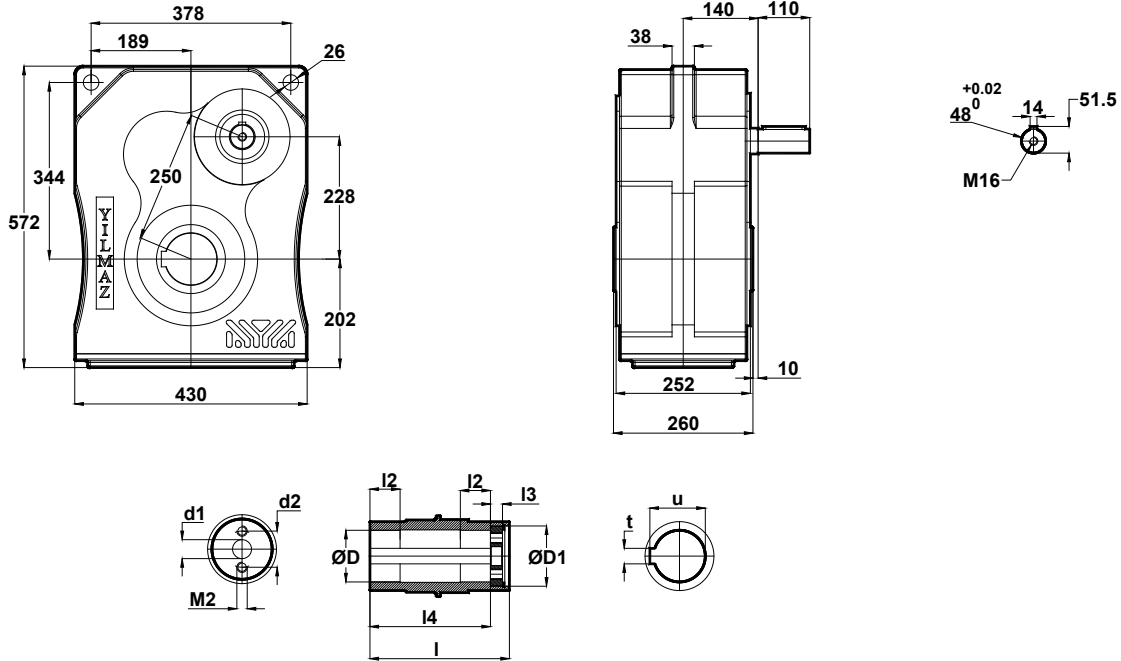
TT Series Dimension Pages

TT Serien Abmessungsseiten



-Mil ucu çekirme deliği DIN 332 sayfa 2 / Tapped center hole according to DIN 332, sheet 2 / Zentrierung mit Gewinde nach DIN 332, Blatt 2

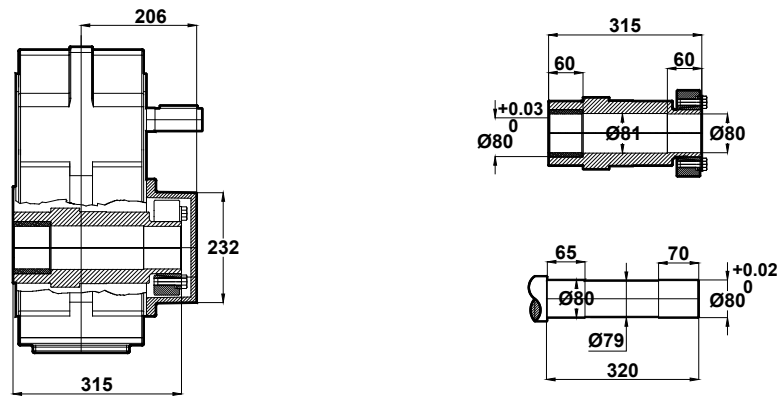
TT77.00



D _{G7}	D1	t	u	l	l2	l3	l4	d1	d2	M2
80	115	22	85,4	260	55	20	227	26	54	M20
100*		28	106,4							

*Opsiyon / Optional / Sonderausführung

TT77.0S



M	z	Ta[Nm]
M12	12	100

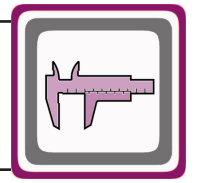
M : Civata Ölçüsü / Bolt Size / Schrauben Größe
z : Civata Sayısı / Number of Bolt / Schrauben zahl
Ta : Sıkma Momenti / Tightening Torque / Anziehmoment
(DIN EN ISO 4017-10.9 / $\mu = 0,10$)



TT Serisi Ölçü Sayfaları

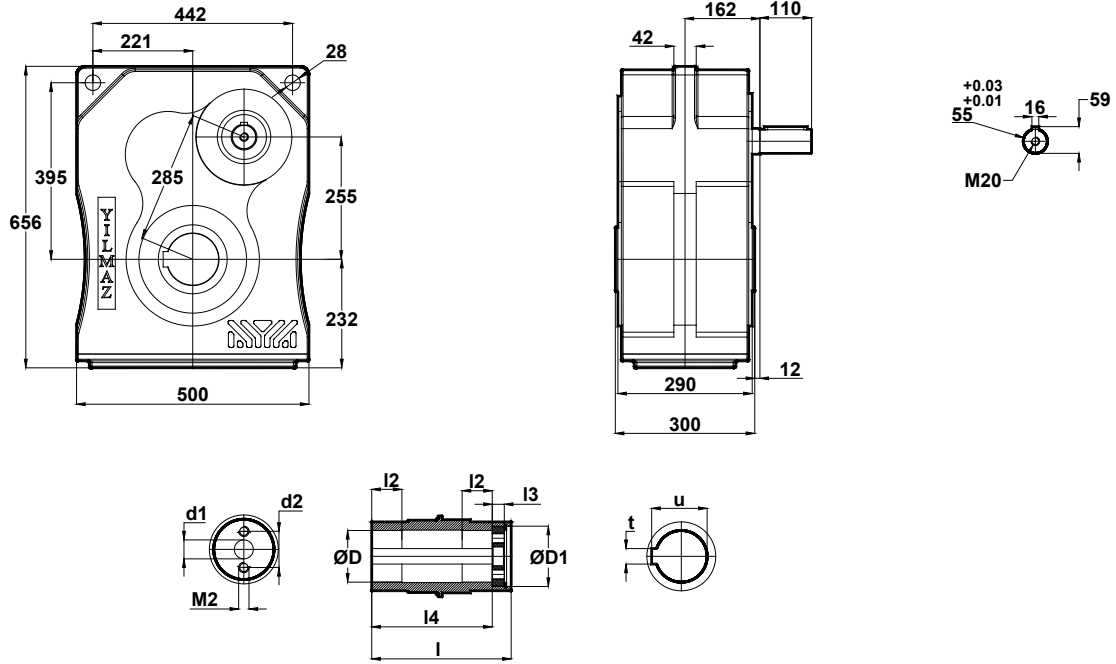
TT Series Dimension Pages

TT Serien Abmessungsseiten



-Mil ucu çektirme deliği DIN 332 sayfa 2 / Tapped center hole according to DIN 332, sheet 2 / Zentrierung mit Gewinde nach DIN 332, Blatt 2

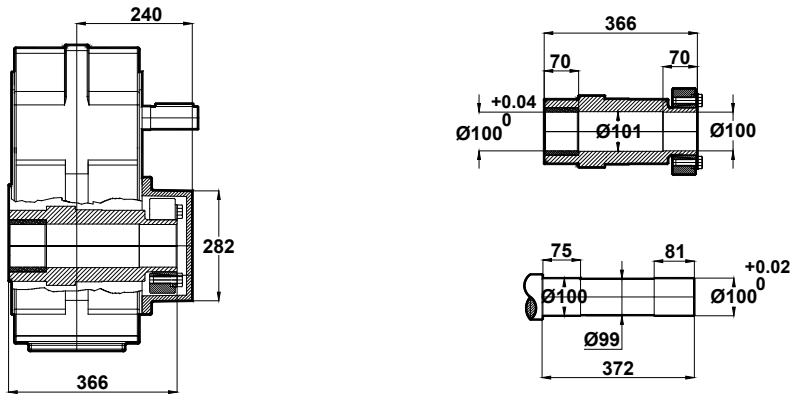
TT87.00



D _{G7}	D1	t	u	l	l2	l3	l4	d1	d2	M2
100	145	28	106,4	300	60	20	268	26	70	M20
120*		32	127,4							

*Opsiyon / Optional / Sonderausführung

TT87.0S



M	z	Ta[Nm]
M14	9	160

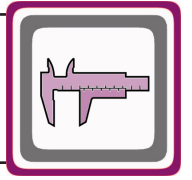
M : Civata Ölçüsü / Bolt Size / Schrauben Größe
z : Civata Sayısı / Number of Bolt / Schrauben zahl
Ta : Sıkma Momenti / Tightening Torque / Anziehmoment
(DIN EN ISO 4017-10.9 / $\mu = 0,10$)



TT Serisi Ölçü Sayfaları

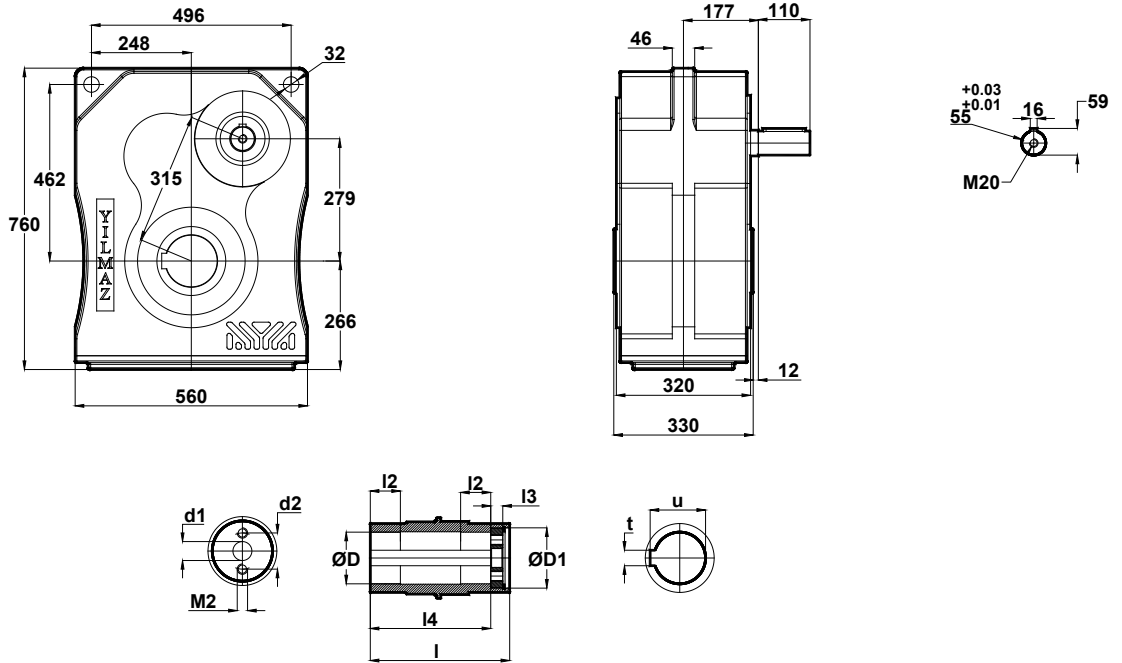
TT Series Dimension Pages

TT Serien Abmessungsseiten



-Mil ucu çekirme deliği DIN 332 sayfa 2 / Tapped center hole according to DIN 332, sheet 2 / Zentrierung mit Gewinde nach DIN 332, Blatt 2

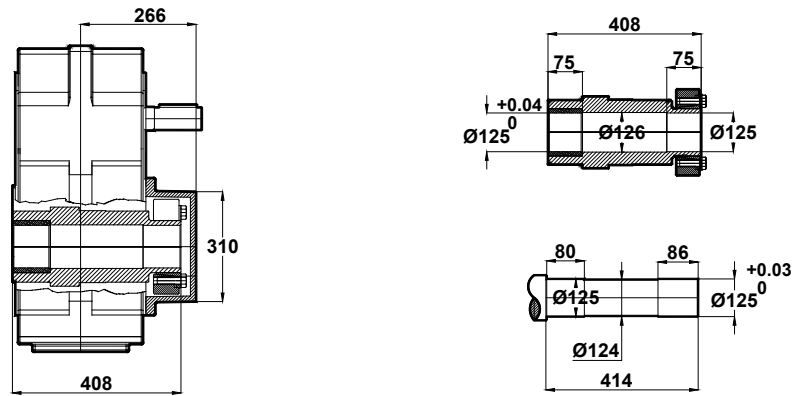
TT97.00



D _{G7}	D1	t	u	l	l2	l3	l4	d1	d2	M2
125	150	32	132,4	330	65	20	293	33	90	M24
135*		36	143,4							

*Opsiyon / Optional / Sonderausführung

TT97.0S



M	z	Ta[Nm]
M14	10	160

M : Civata Ölçüsü / Bolt Size / Schrauben Größe
z : Civata Sayısı / Number of Bolt / Schrauben zahl
Ta : Sıkma Momenti / Tightening Torque / Anziehmoment
(DIN EN ISO 4017-10.9 / $\mu = 0,10$)

